



PATTERN BOOK

June 23–July 9, 2023

Will Rogers Memorial Center
Fort Worth, Texas

For more information:
apha.com/worldshow/ws-forms

TABLE OF CONTENTS

Click or tap the
page # below to
jump to that page

Hunt Seat Equitation.....	4-8
Hunt Seat Equitation Over Fences	9
Hunter Hack.....	10
Ranch Pleasure	3
Ranch Reining.....	11-13
Ranch Riding	14-19
Ranch Trail	20-23
Reining	3
Showmanship.....	24-28
Trail.....	30-44
Western Horsemanship.....	46-52
Western Riding.....	3
Working Cow Horse.....	3
Working Hunter	53-54

(Patterns located in the 2023 APHA Rule Book)

Reining

Class	Pattern #
Novice Amateur *NRHA	4
Solid Paint-Bred *NRHA	4
Amateur *NRHA.....	9
Junior *NRHA.....	11
Senior *NRHA.....	10
Amateur Solid Paint-Bred *NRHA	4
Youth 18 & Under, Youth Solid Paint-Bred *NRHA.....	9
4, 5, 6 & 7-Year-Old Reining Challenge (NRHA Levels 1-4) *NRHA.....	10
Non-Pro 4, 5, 6 & 7-Year-Old Reining Challenge (NRHA Levels 1-4) *NRHA	14
3-Year-Old Reining Challenge (NRHA Levels 1-4) *NRHA.....	8
Non-Pro 3-Year-Old Reining Challenge (NRHA Levels 1-4) *NRHA	5
8-Year-Old & Older Reining Challenge (NRHA Levels 1-4) *NRHA	7
Non-Pro 8-Year-Old & Older Reining Challenge (NRHA Levels 1-4) *NRHA	11
NRHA Non-Pro/Int. NP/Ltd. NP/Prime Time NP/Youth - All-Breed	10
NRHA Rookie (Levels 1 & 2)- All-Breed.....	8
NRHA Open/Int. Open/Ltd. Open /Rookie Pro - All-Breed	2
NRHA Non-Pro Novice Horse - All-Breed.....	4
NRHA Novice Horse (Levels 1 & 2) - All-Breed.....	2

Ranch Reining

Youth, Youth Solid Paint-Bred, Amateur, Amateur Solid Paint-Bred	Working Cow Horse 9
Novice Amateur	Working Cow Horse 7
Open, Solid Paint-Bred	Working Cow Horse 8

Ranch Pleasure

Youth, Youth Solid Paint-Bred, Amateur, Amateur Solid Paint-Bred	5
Novice Amateur	2
Open, Solid Paint-Bred	1

Working Cow Horse

Amateur Limited/Non-Pro Limited Challenge.....	7
Amateur/Non-Pro Challenge.....	12
Junior/4 & 5-Year-Old Challenge.....	9
Senior/ 6-Year-Old & Older Challenge.....	11

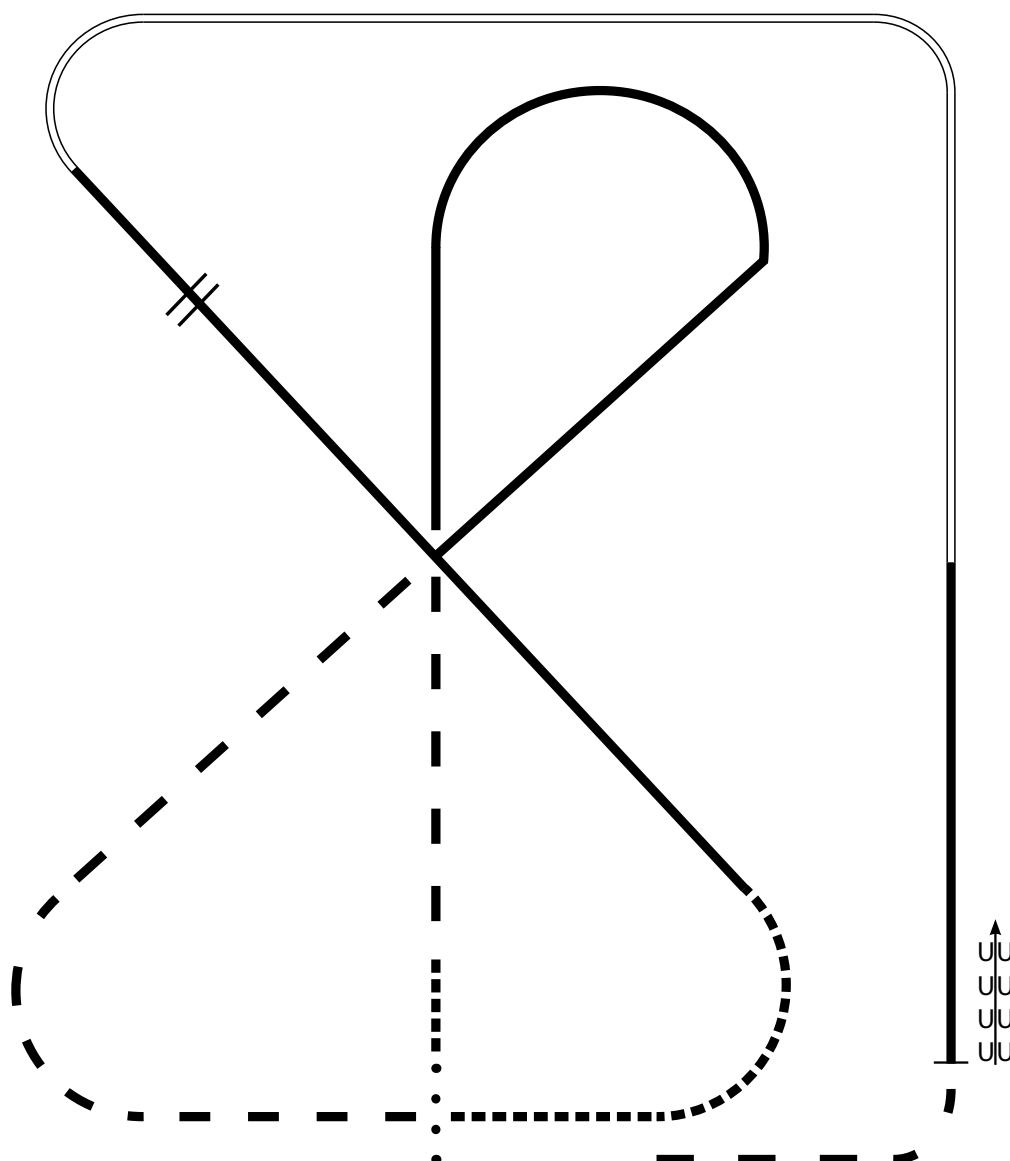
Western Riding

Amateur/Youth 13 & Under/Youth 18 & Under.....	4
Masters Amateur	4
Novice Amateur/Novice Youth.....	Green 6
Green.....	Green 4
Junior	6
Senior.....	6



HUNT SEAT EQUITATION

Amateur, Youth 18&U



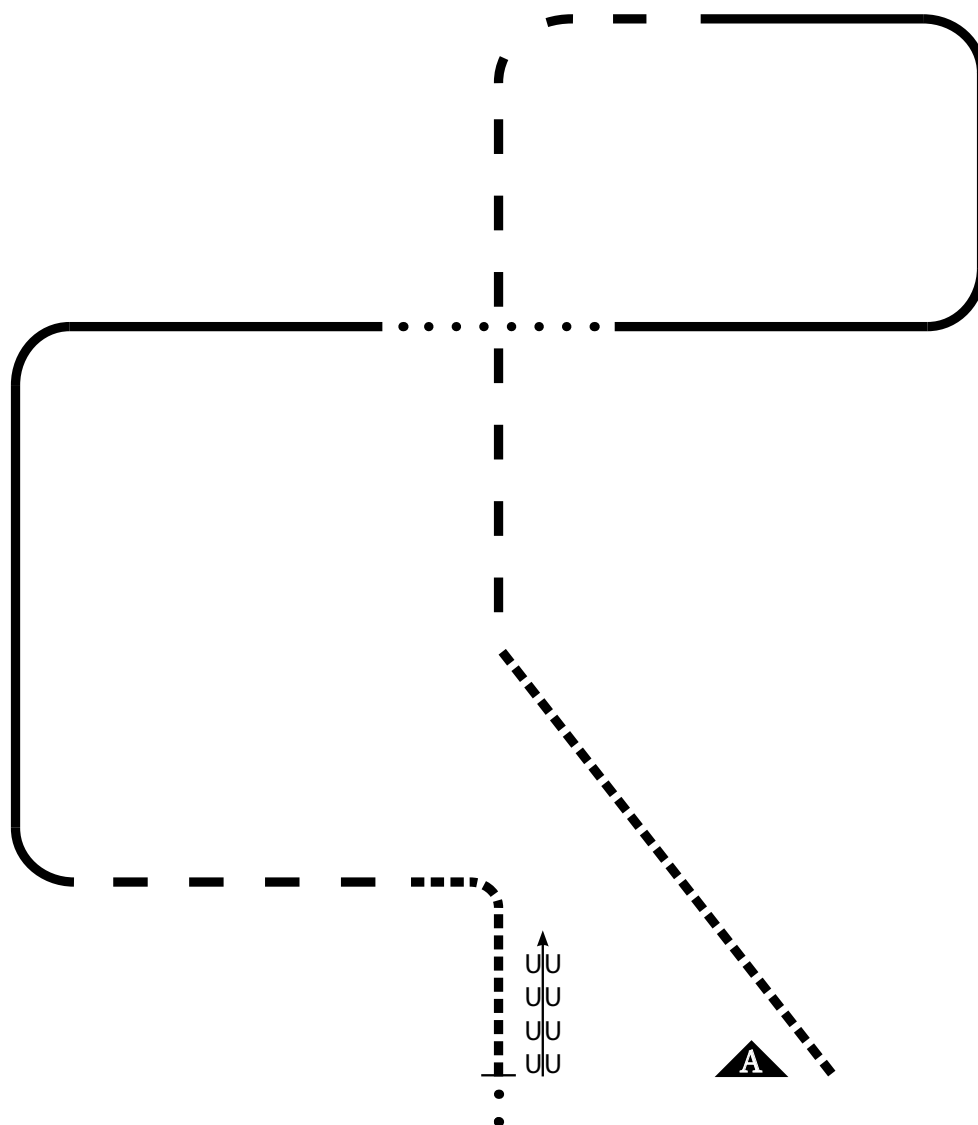
1. Walk from gate, begin at sitting trot.
2. Halfway to center posting trot on right diagonal.
3. At center, canter on left lead, counter canter.
4. At center, posting trot right diagonal loop.
5. Sitting trot around corner.
6. Canter left lead across diagonal.
7. Change leads.
8. Hand gallop corner and around end of arena.
9. Collect canter at center, halt, back, pattern is complete.
10. Exit at trot.

.....	Walk
-----	Sitting Trot
- - - -	Trot
————	Canter
=====	Hand Gallop
///	Lead Change
←←←←	Back
▲	Cone



HUNT SEAT EQUITATION

Novice Amateur, Novice Youth



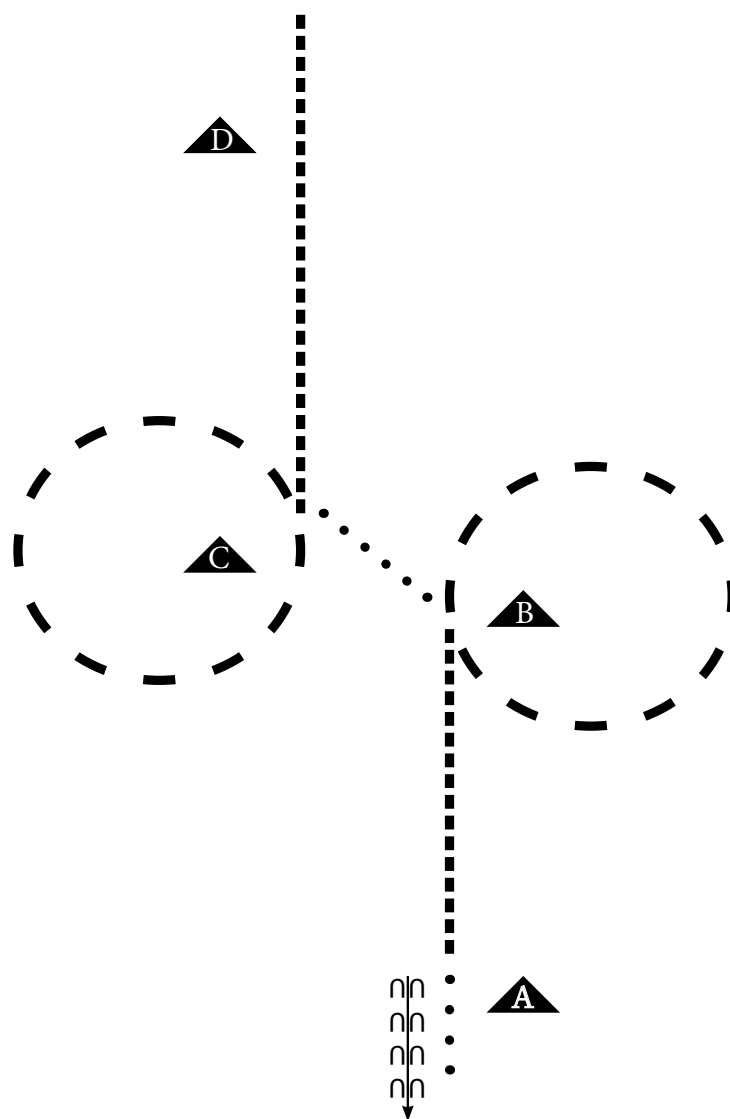
1. Begin at A, sitting trot across the diagonal to center.
2. Posting trot left diagonal up the midline of the arena, around corner.
3. Canter right lead.
4. Walk 2 horse lengths.
5. Canter left lead.
6. Posting trot right diagonal.
7. Sitting trot around corner and straight.
8. Halt and back, pattern is complete.
9. Exit at a walk.

.....	Walk
-----	Sitting Trot
- - - -	Trot
————	Canter
=====	Hand Gallop
//	Lead Change
←≡≡≡≡	Back
▲	Cone



HUNT SEAT EQUITATION

Amateur Walk-Trot, Youth Walk-Trot



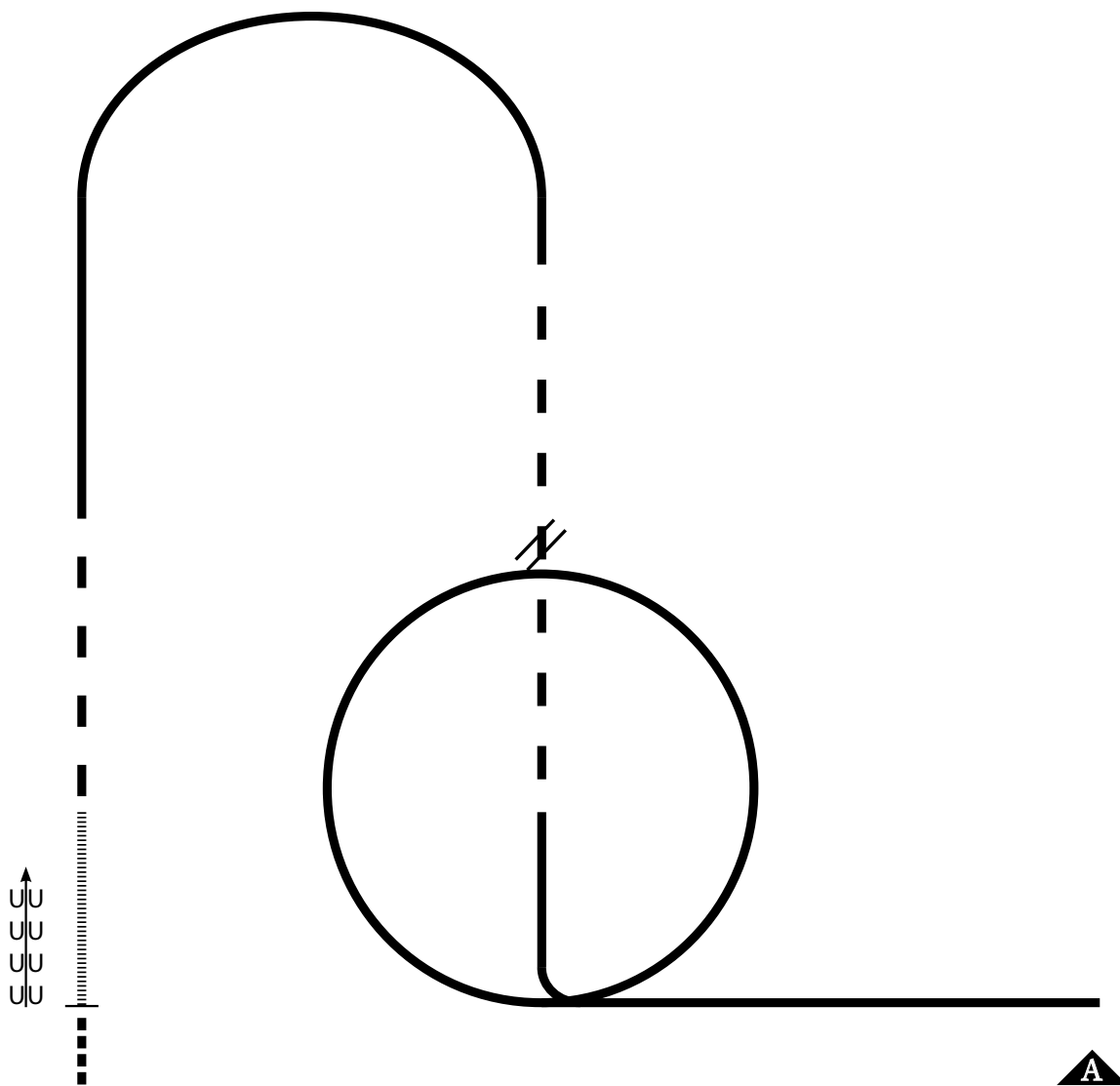
1. Begin at A, back one horse length.
2. Walk one horse length.
3. Sitting trot to B.
4. Posting trot left diagonal circle.
5. Walk.
6. Posting trot right diagonal circle.
7. Sitting trot to D.
8. Pattern is complete, exit at a sitting trot.

.....	Walk
-----	Sitting Trot
- - -	Trot
————	Canter
=====	Hand Gallop
//	Lead Change
← ⊃ ⊃ ⊃ ⊃	Back
▲	Cone



HUNT SEAT EQUITATION

Masters Amateur, Youth 13&U, All SPB



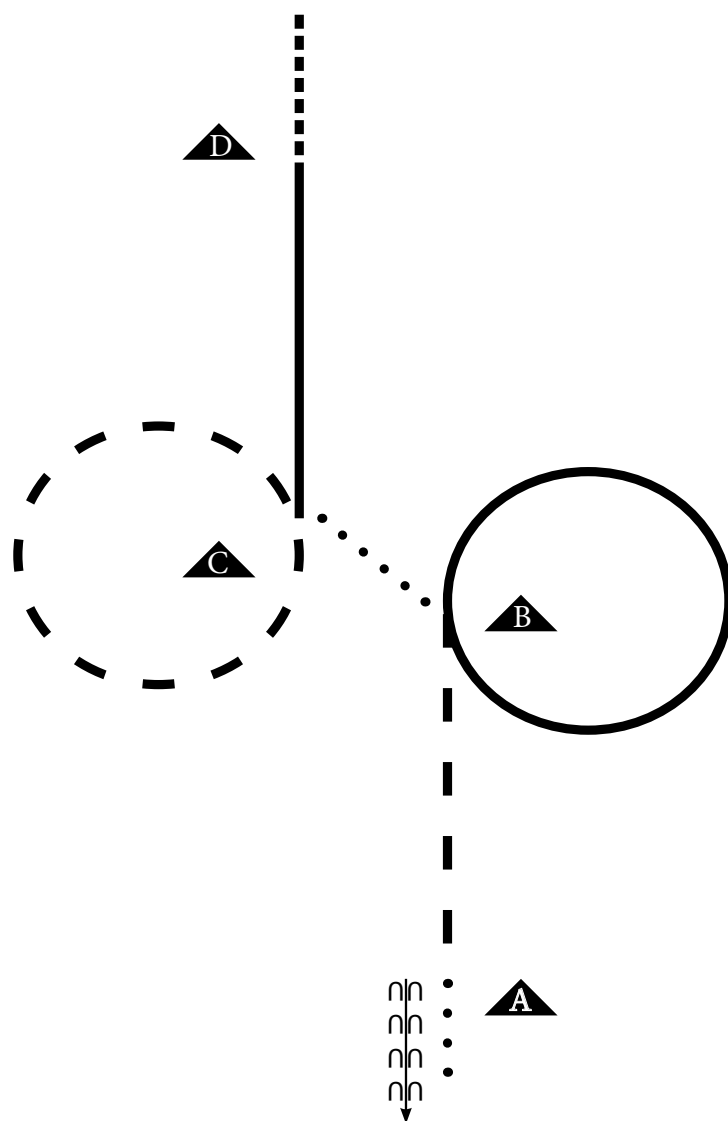
1. Begin at A, canter right lead to center and circle.
2. Close circle and corner right down midline of arena.
3. Halfway to center break to posting trot left diagonal.
4. Change diagonals at center.
5. Canter left lead as shown.
6. At center, break to posting trot right diagonal.
7. Two point trot.
8. Halt, back.
9. Exit at sitting trot.

.....	Walk
-----	Sitting Trot
- - - -	Trot
	2 Point Trot
————	Canter
=====	Hand Gallop
///	Change Diagonal
← 3 3 3 3	Back
▲	Cone



HUNT SEAT EQUITATION

Bareback, Gold Non-Pro 5&U Futurity



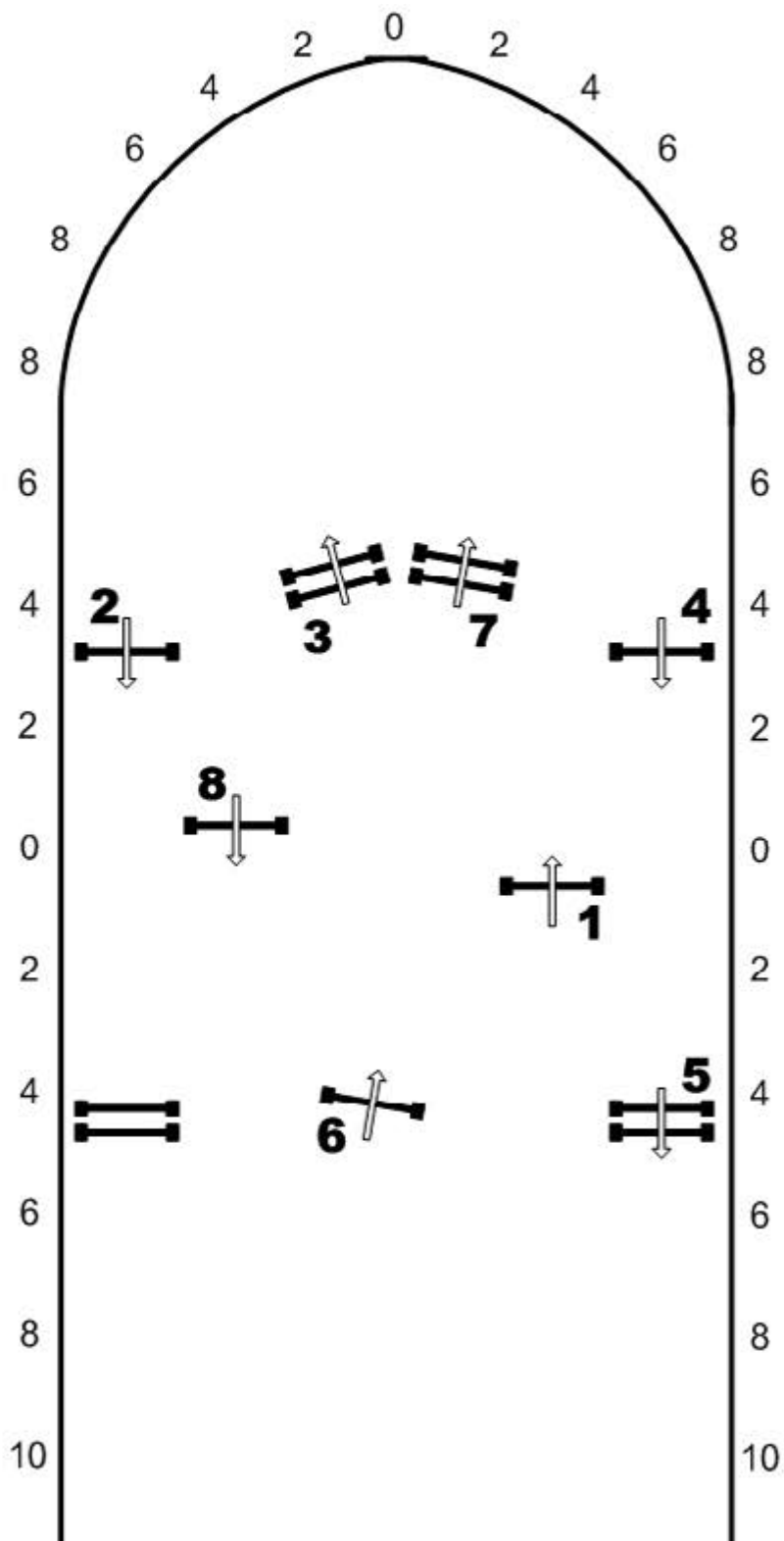
1. Begin at A, back one horse length.
2. Walk one horse length.
3. Posting trot left diagonal to B.
4. Canter right lead circle.
5. Walk.
6. Posting trot right diagonal circle.
7. Canter left lead to D.
8. Sitting trot to exit.

.....	Walk
-----	Sitting Trot
- - -	Trot
————	Canter
=====	Hand Gallop
///	Lead Change
← ⊞ ⊞ ⊞ ⊞	Back
▲	Cone



HUNT SEAT EQUITATION OVER FENCES

Amateur, Youth



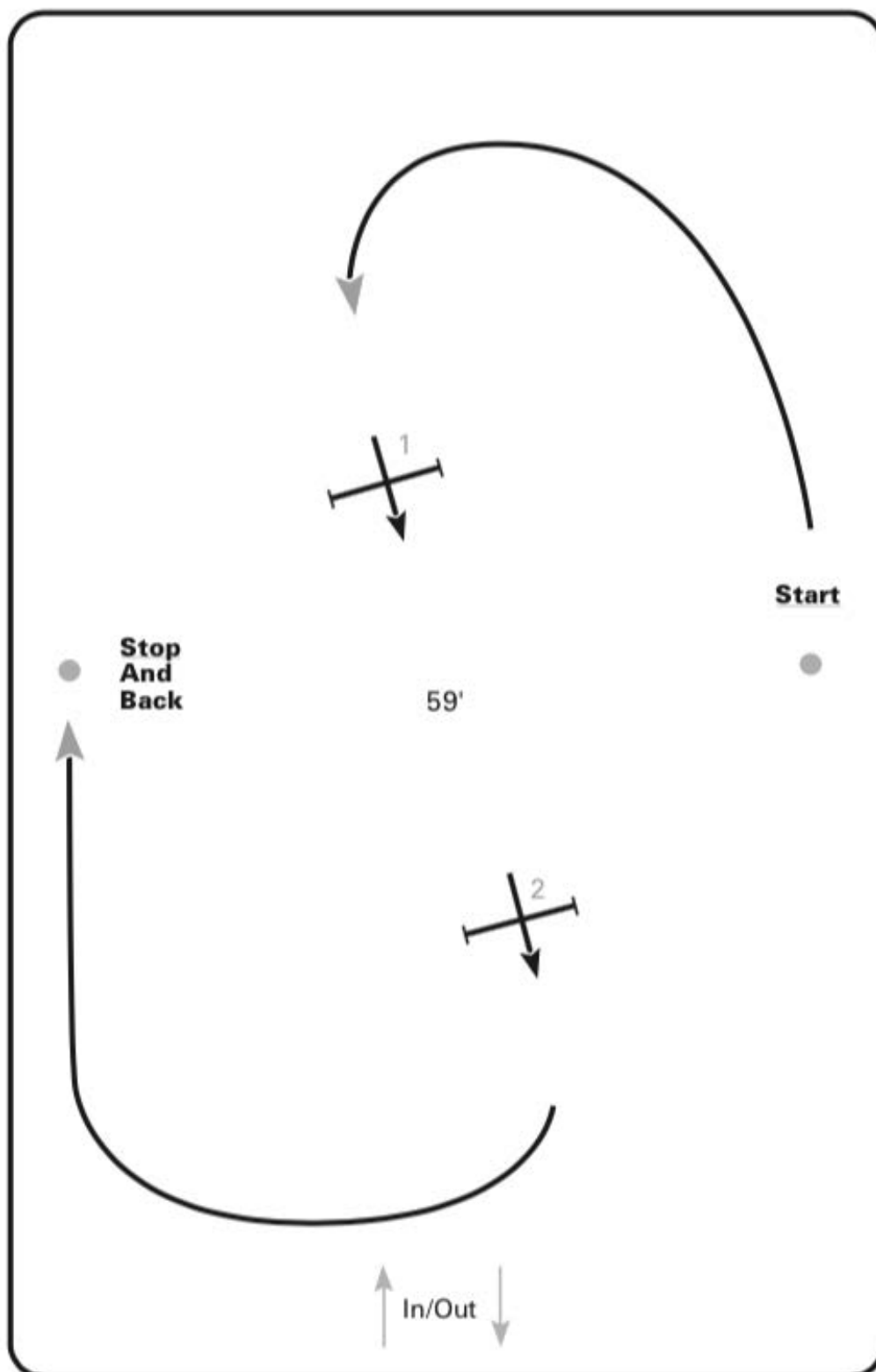
Fences 1-8





HUNTER HACK

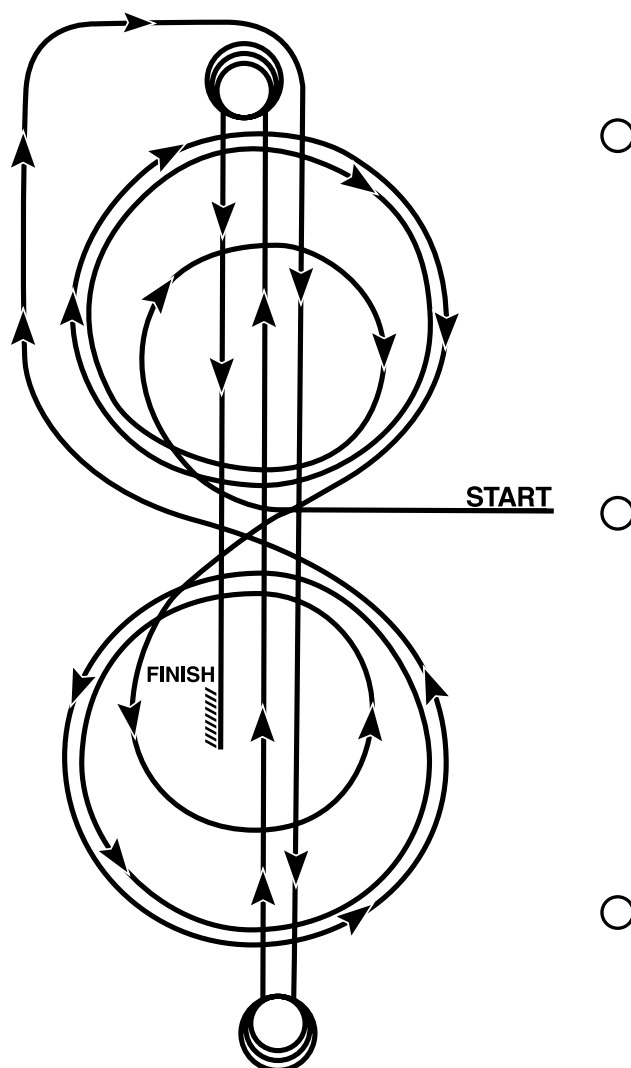
All Classes





RANCH REINING

Youth, Youth SPB, Amateur, Amateur SPB



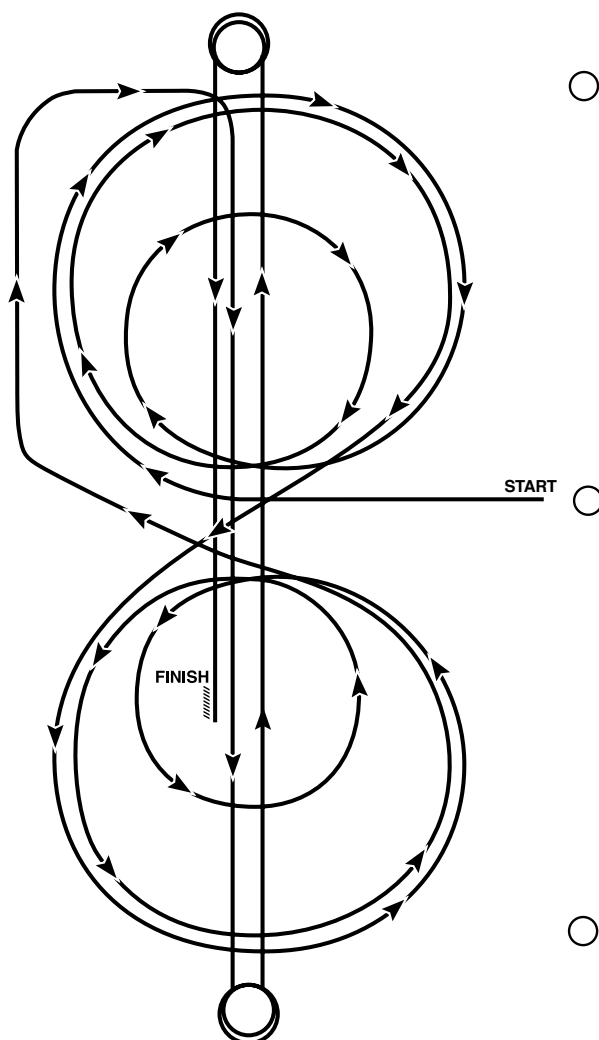
Trot to center of arena, stop. Start pattern facing towards judge.

1. Beginning on the right lead, complete 3 circles to the right; the first circle small and slow followed by 2 large fast circles. Change leads at the center of the arena.
2. Complete 3 circles to the left, the first circle small and slow followed by 2 large fast circles. Change leads at the center of the arena.
3. Continue around end of arena without breaking gait or changing leads, run down center of arena past end marker, and execute a square sliding stop.
4. Complete 3½ spins to the left.
5. Run down center of arena past end marker, and execute a square sliding stop.
6. Complete 3½ spins to the right.
7. Run down center of arena past center marker, and execute a square sliding stop.
8. Back up at least 10 feet.
9. Hesitate to complete pattern.



RANCH REINING

Novice Amateur



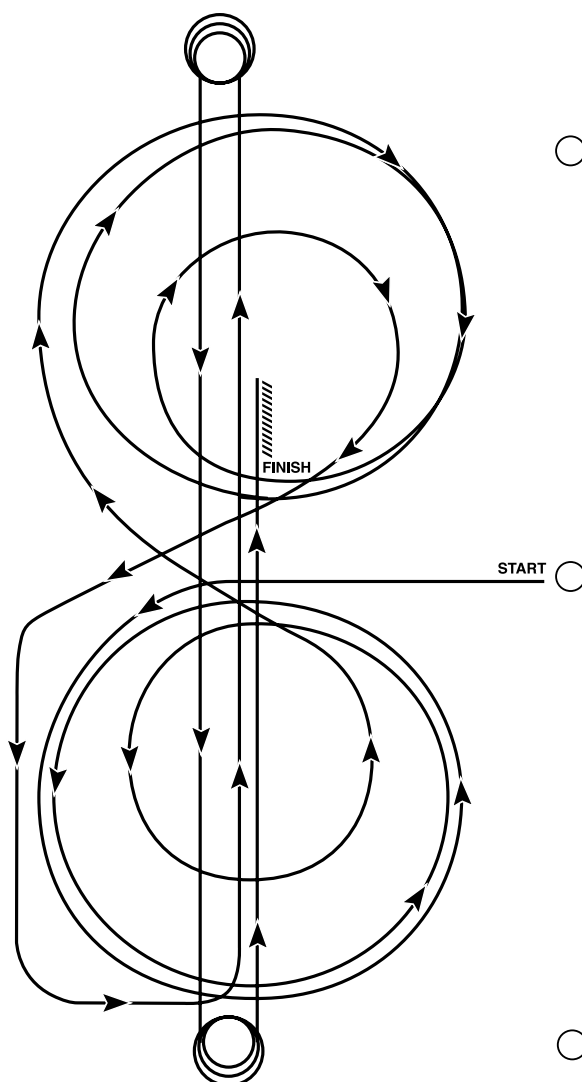
Trot to center of arena, stop. Start pattern facing towards judge.

1. Beginning on the right lead, complete 3 circles to the right, the first one large and fast, the second small and slow, and the third large and fast. Change leads at the center of the arena.
2. Complete 3 circles to the left, the first one large and fast, the second small and slow, and the third large and fast. Change leads to the right at the center of the arena.
3. Continue loping around end of arena without breaking gait or changing leads.
4. Run down center of arena, past end marker and come to a sliding stop. Hesitate.
5. Complete 3½ spins to the right.
6. Run down center of arena past end marker come to sliding stop. Hesitate.
7. Complete 3½ spins to the left.
8. Run past center marker come to sliding stop.
9. Back up at least 10 feet.
10. Hesitate to complete pattern.



RANCH REINING

Open, SPB



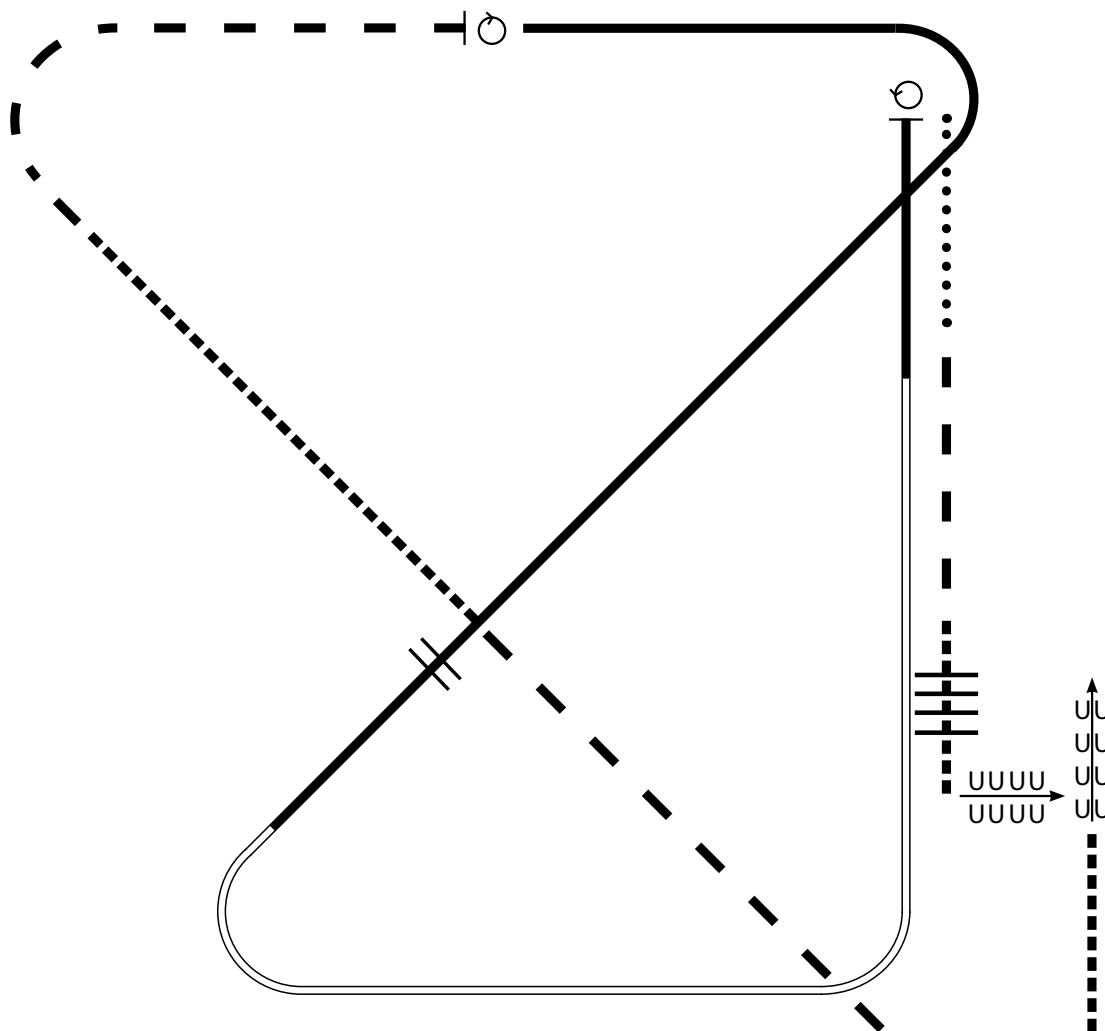
Trot to center of arena, stop. Start pattern facing towards judge.

1. Beginning on the left lead, complete 3 circles to the left, 2 large and fast, then 1 small and slow. Change leads at the center of the arena.
2. Complete 3 circles to the right, 2 large and fast, then 1 small slow. Change leads at the center of the arena.
3. Continue around end of arena without breaking gait or changing leads, run down center of arena past end marker come to square sliding stop.
4. Complete 3½ spins to the left.
5. Run down center of arena past end marker come to square sliding stop.
6. Complete 3½ spins to the right.
7. Run down center of arena past center marker come to square sliding stop.
8. Back up at least 10 feet.
9. Hesitate to complete pattern.



RANCH RIDING

Amateur, Amateur SPB, Non-Pro Triple Crown,
Non-Pro IRHA



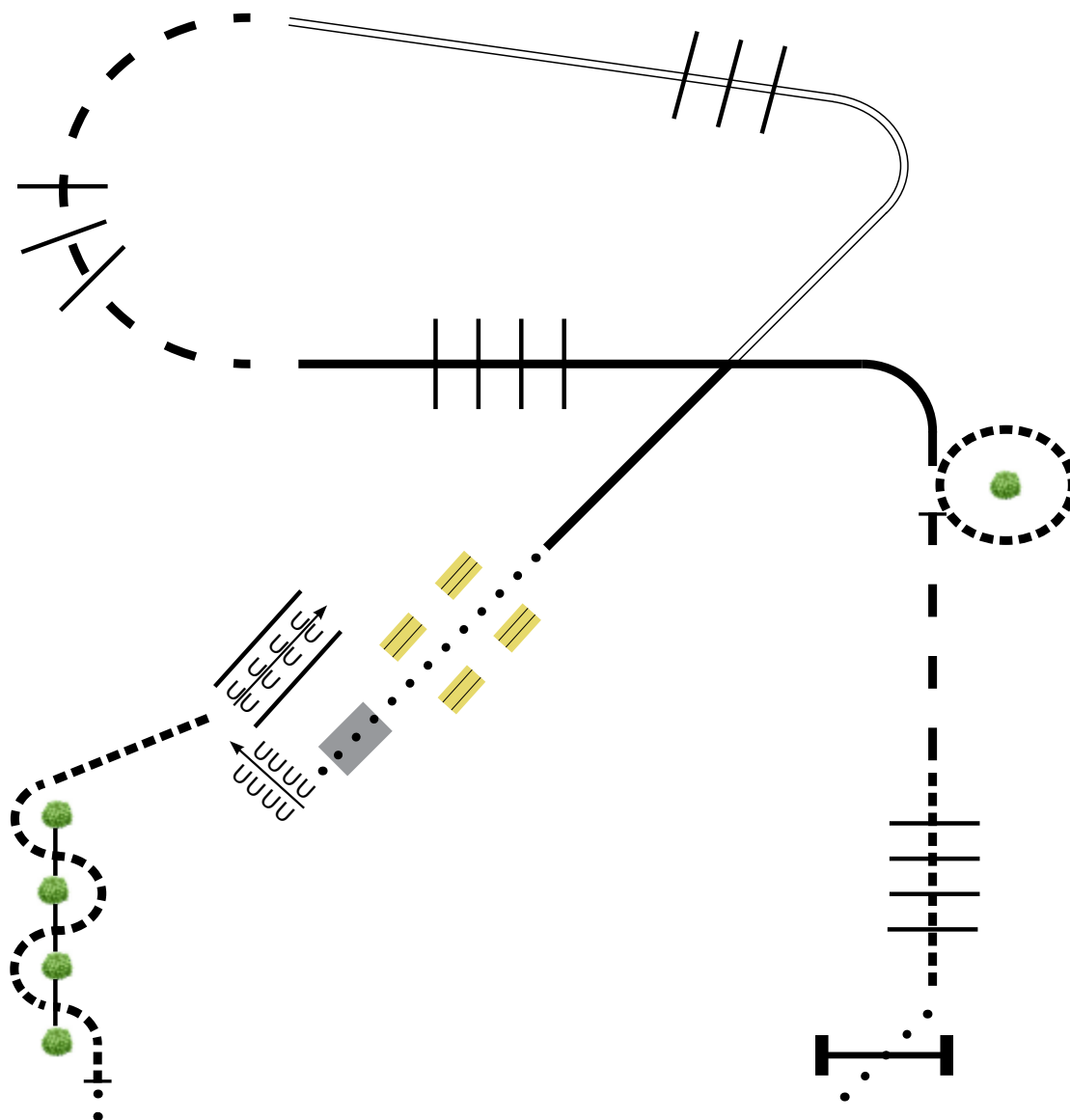
1. Extended trot. Collect trot. Extended trot.
2. Stop. 360° turn right.
3. Lope right lead.
4. Lead change past center.
5. Lope left lead.
6. Build to extended lope.
7. Collect lope.
8. Stop. 1 1/2 turn left.
9. Extended walk.
10. Extended trot.
- 11 Collect trot. Trot poles.
12. Sidepass left. Back. Trot out.

.....	Walk
.....	Extended Walk
.....	Trot
- - - - -	Extended Trot
—————	Lope
=====	Extended Lope
////	Lead Change
←←←←←	Back
▲	Cone



RANCH TRAIL

Amateur, Amateur SPB, Non-Pro Triple Crown,
IRHA Non-Pro



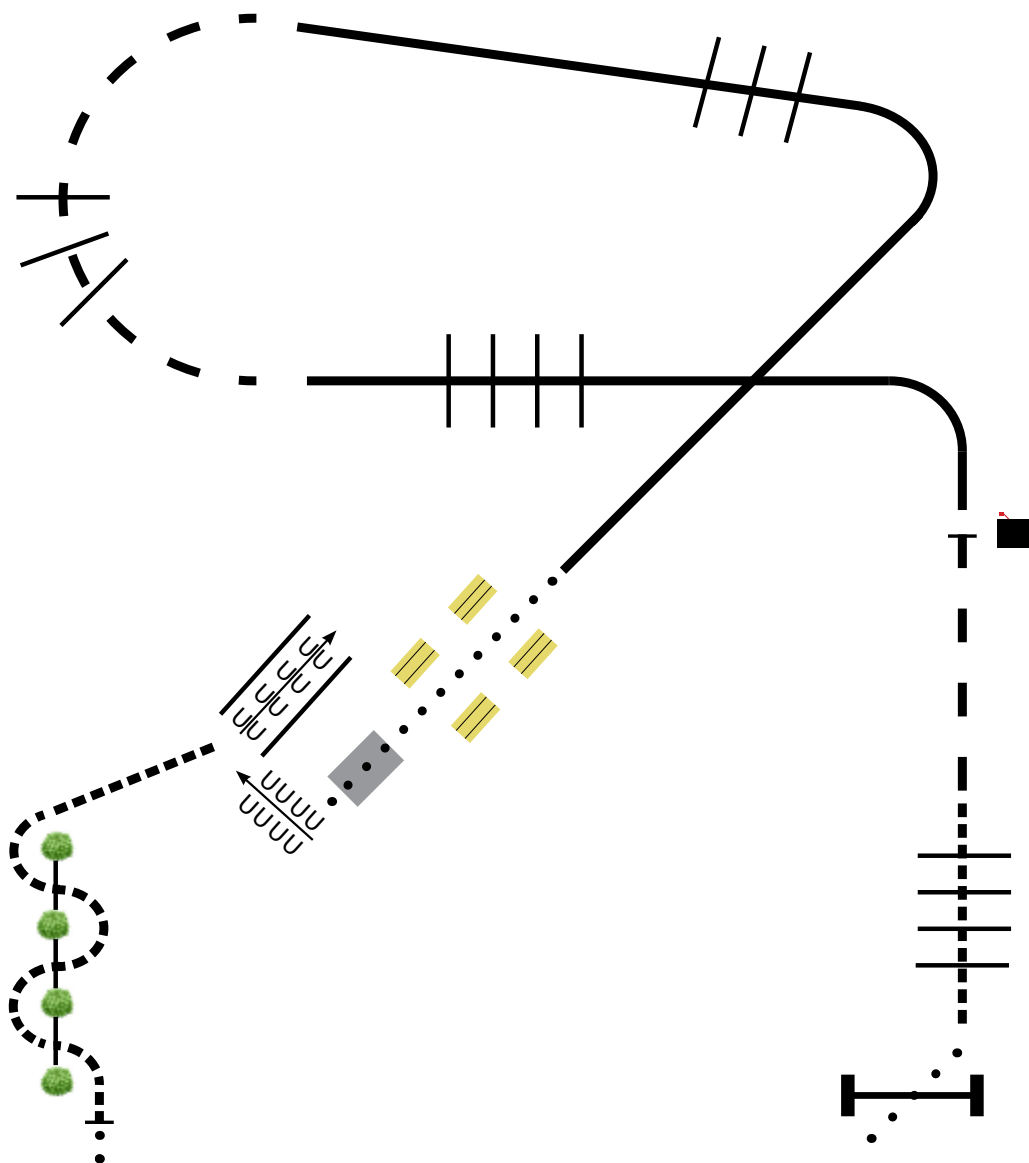
1. Left handed gate.
2. Trot poles. Extended trot to drag.
3. Stop. Drag circle right.
4. Lope left lead 4 poles.
5. Extended trot 3 poles.
6. Extended lope right lead 3 poles. Collect lope.
7. Walk hay bale chute and over bridge.
8. Sidepass right.
9. Back chute.
10. Trot serpentine.
11. Stop. Ground tie. Lead out.

.....	Walk
-----	Trot
- - - - -	Extended Trot
—————	Lope
=====	Extended Lope
//	Lead Change
← 3 3 3 3	Back
▲	Cone



RANCH TRAIL

Novice Amateur



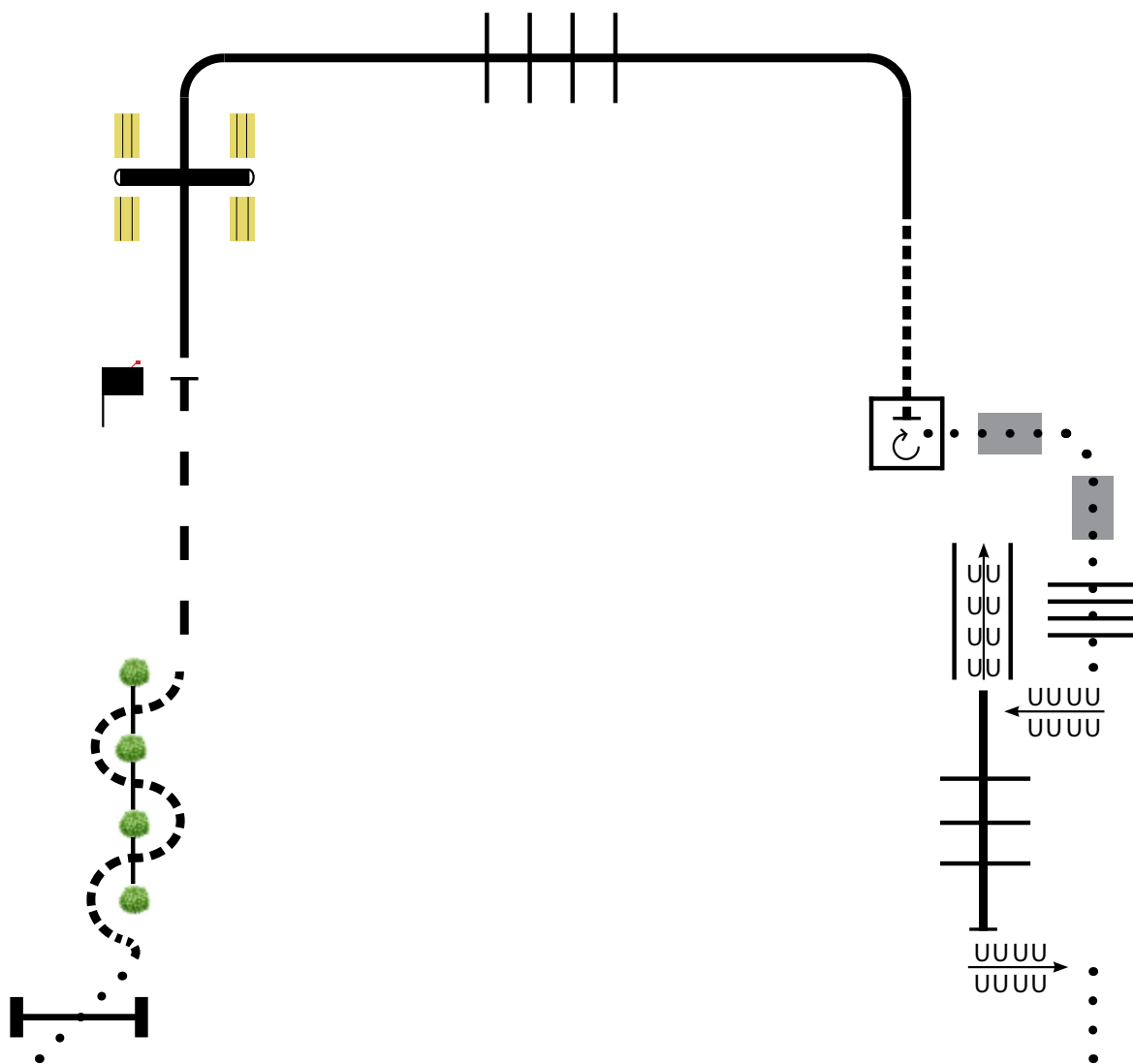
1. Left handed gate.
2. Trot poles. Extended trot to mailbox.
3. Stop. Open and close mailbox.
4. Lope left lead 4 poles.
5. Extended trot 3 poles.
6. Lope right lead 3 poles.
7. Walk hay bale chute and over bridge.
8. Sidepass right.
9. Back chute.
10. Trot serpentine.
11. Stop. Ground tie. Lead walk out.

.....	Walk
-----	Trot
- - - - -	Extended Trot
—————	Lope
=====	Extended Lope
///	Lead Change
← 3 3 3 3	Back
▲	Cone

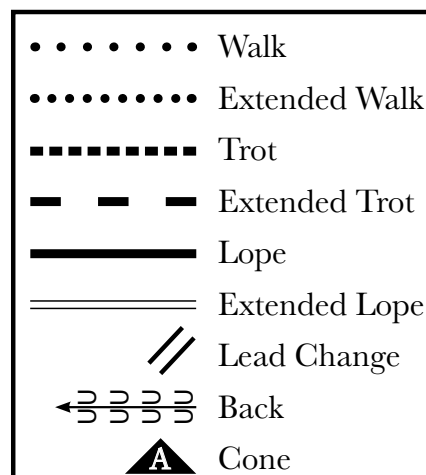


RANCH TRAIL

Youth, Youth SPB, Youth Triple Crown,
IRHA Youth



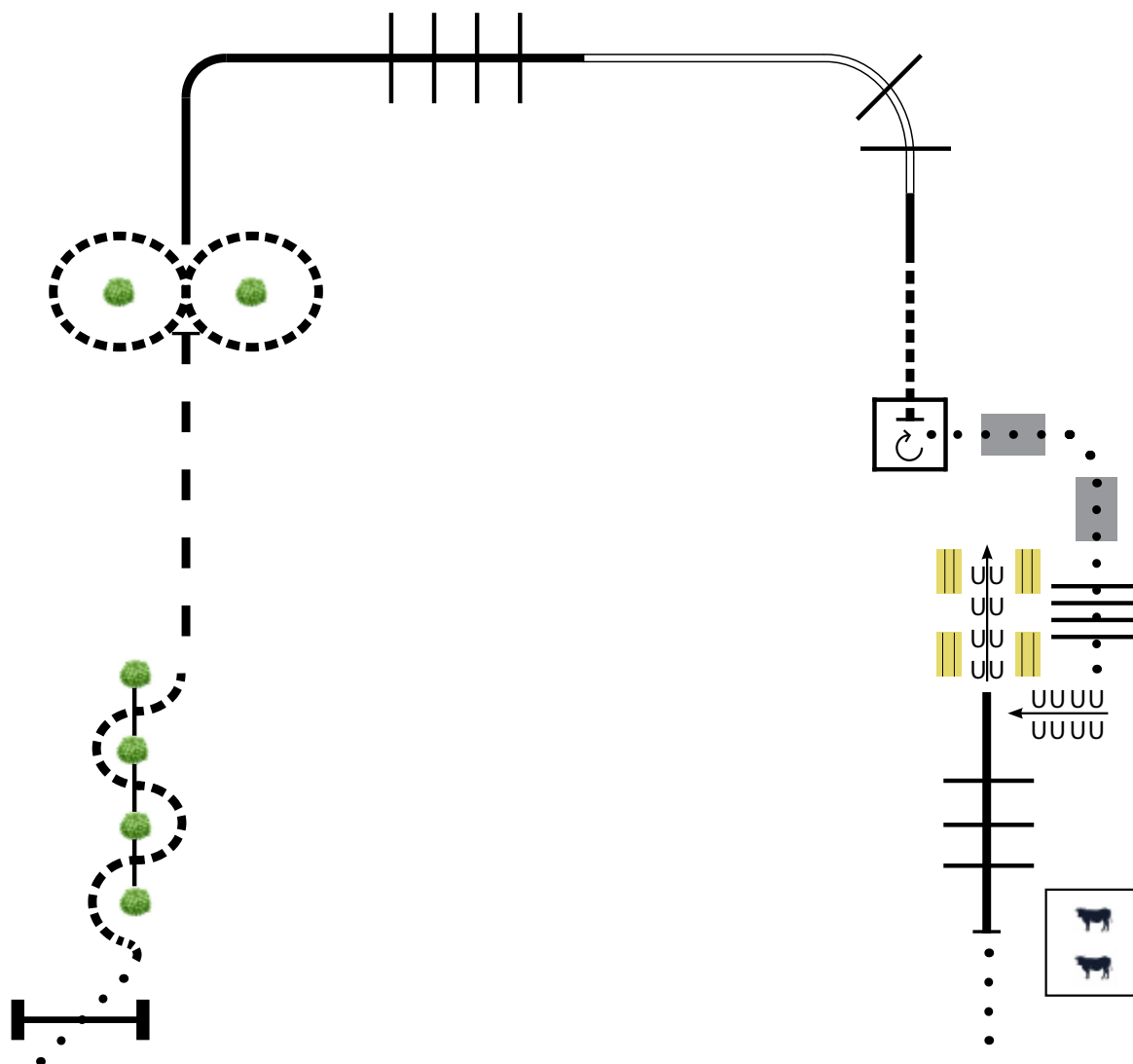
1. Left handed gate.
2. Trot serpentine.
3. Extended trot to mailbox.
4. Stop. Open and close mailbox.
5. Lope right lead chute over raised pole.
6. Lope right lead 4 logs.
7. Trot into box. 270° turn right.
8. Walk over bridges.
9. Walk poles.
10. Sidepass right.
11. Back chute.
12. Lope left lead 3 poles.
13. Sidepass left and walk out.



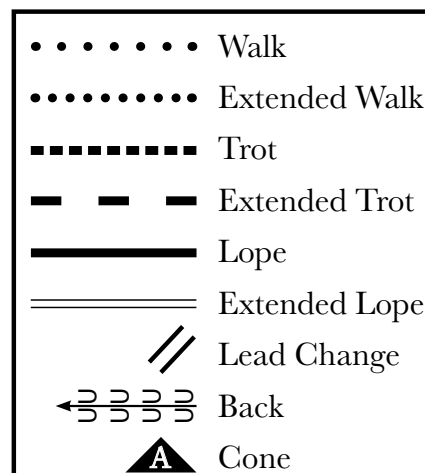


RANCH TRAIL

Junior, Senior, SPB, Triple Crown/IRHA



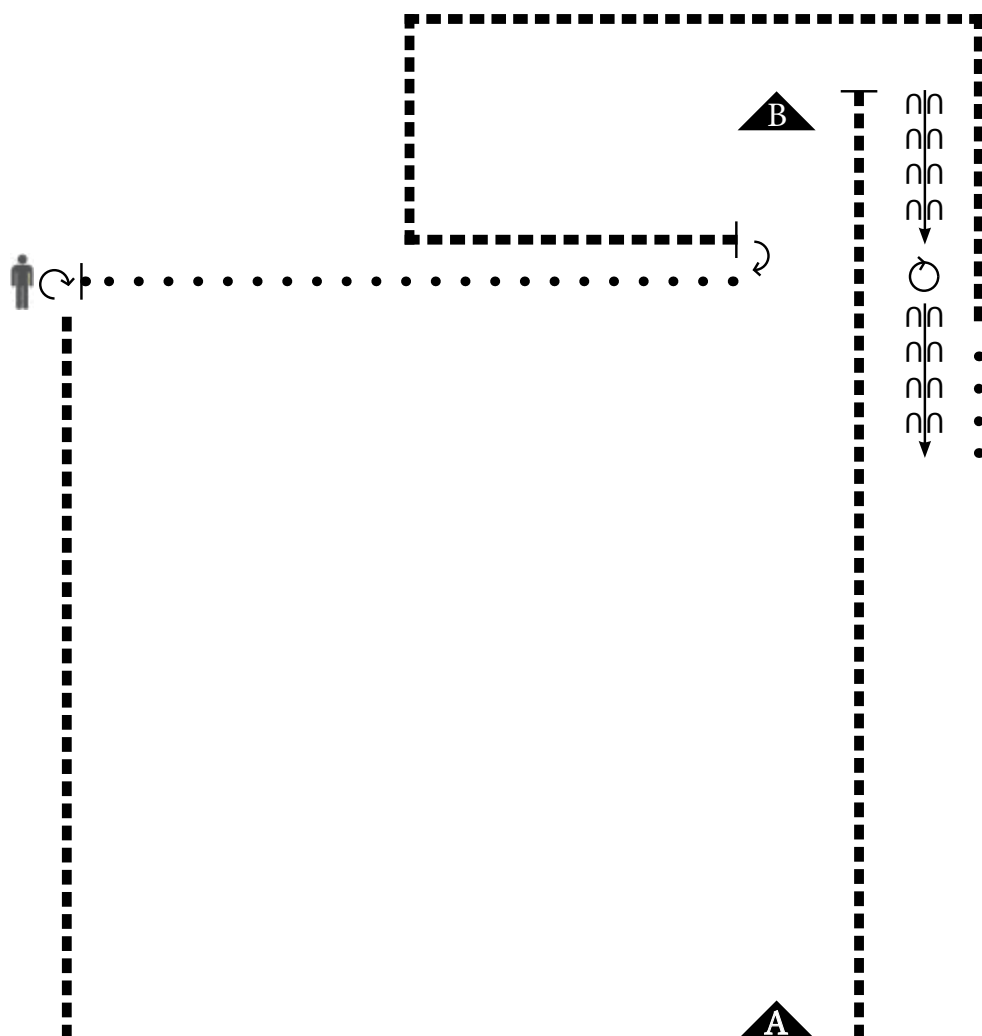
1. Left handed gate.
2. Trot serpentine. Extended trot to drag.
3. Stop. Drag figure eight going to the left first.
4. Lope right lead 4 poles.
5. Extended lope 2 poles. Collect lope.
6. Trot into box.
7. Stop. 270° turn right.
8. Walk over bridges.
9. Walk poles. Sidepass right.
10. Back chute of hay bales.
11. Lope left lead 3 poles.
12. Stop. Ground tie. Feed cattle.
13. Lead out.



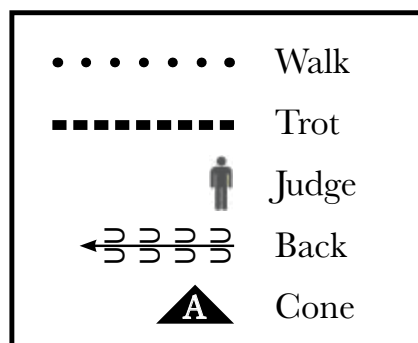


SHOWMANSHIP

Amateur, Youth 18&U



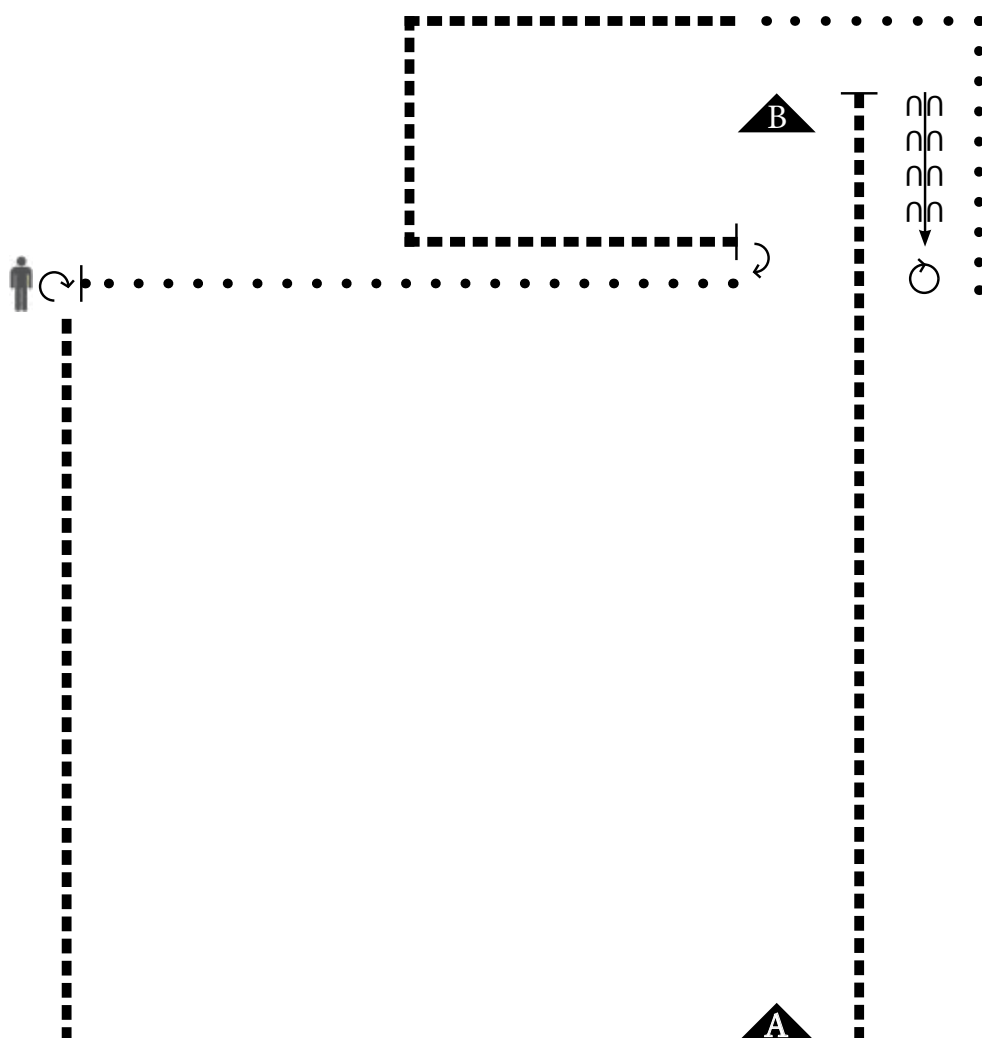
1. Trot from A to B.
2. Back.
3. 360° turn.
4. Back.
5. Walk a horse length and then trot to and around B.
6. Stop and perform 180° turn and walk to judge.
7. Setup.
8. Inspection.
9. 270° turn and trot to exit.



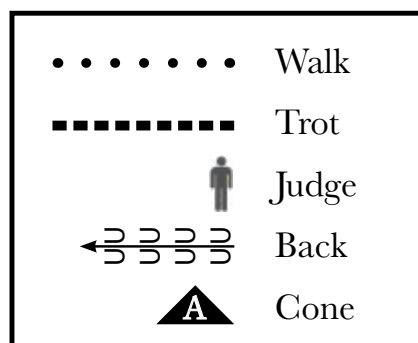


SHOWMANSHIP

Masters Amateur, Youth 13&U, All SPB



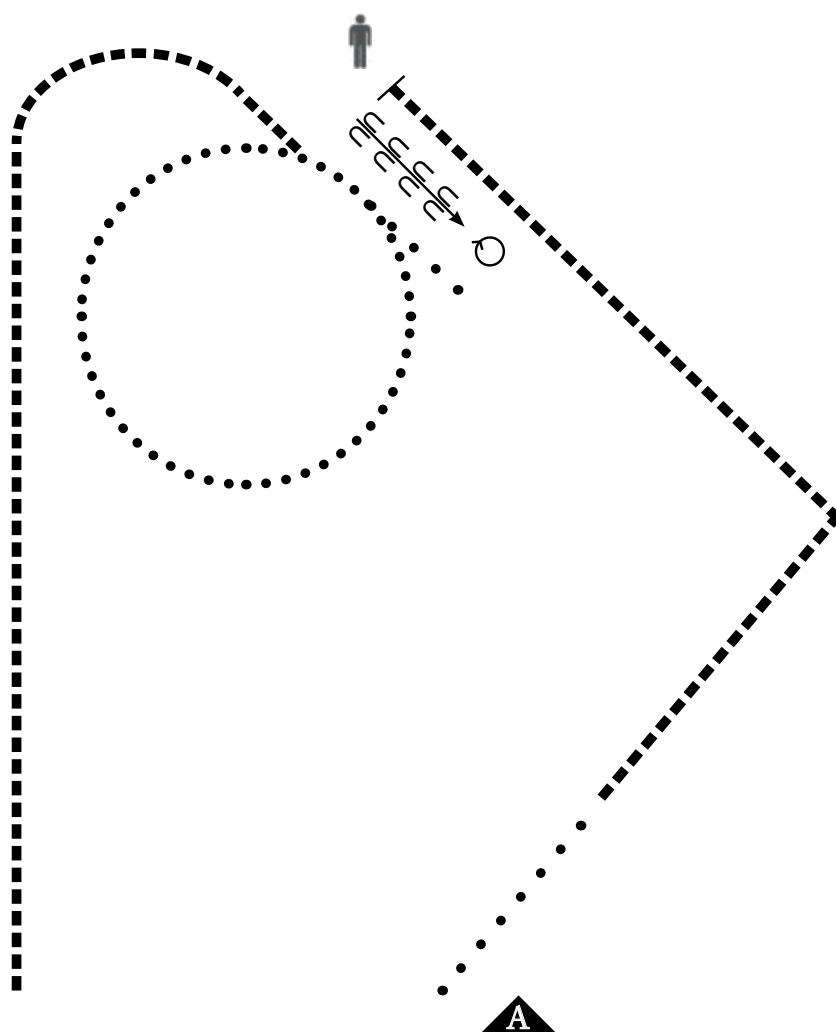
1. Trot from A to B.
2. Back.
3. 360° turn.
4. Walk to and around B.
5. Trot rectangle as shown.
6. Stop and perform 180° turn and walk to judge.
7. Setup.
8. Inspection.
9. 270° turn and trot to exit.



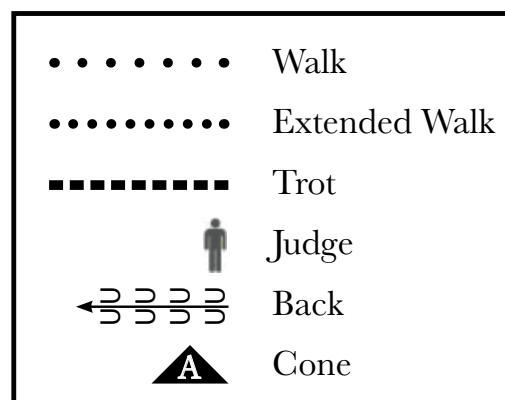


SHOWMANSHIP

Youth Walk-Trot, Youth Yearling Futurity



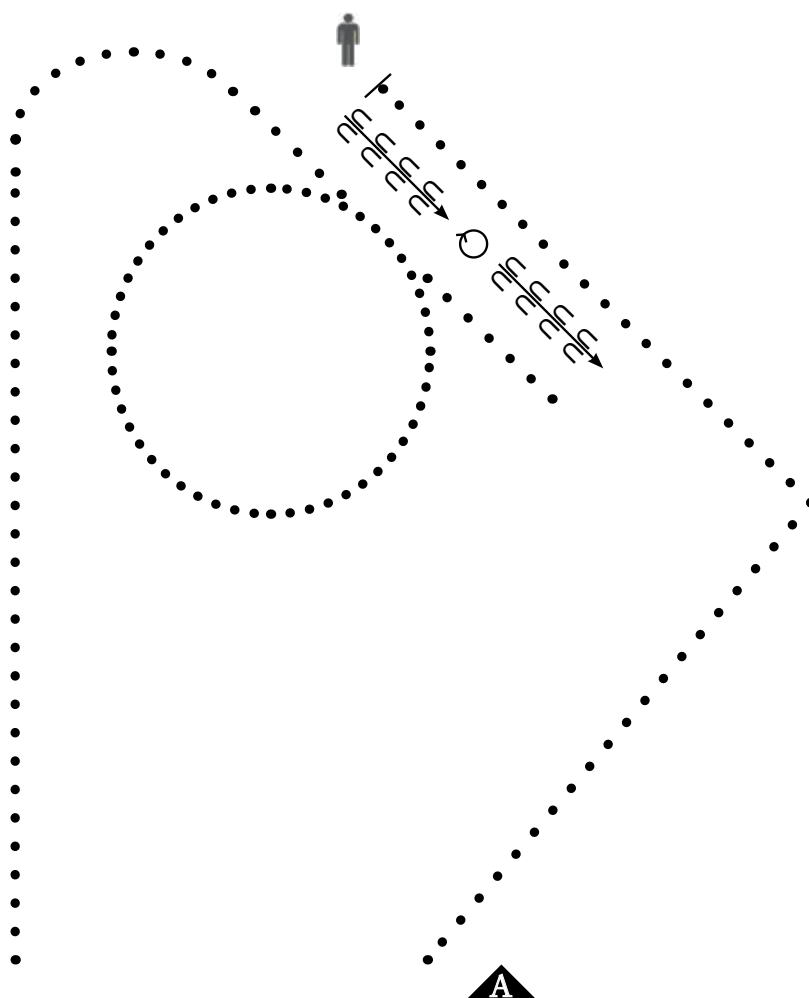
1. Be ready at A, walk 2 horse lengths.
2. Trot and continue in square corner toward judge, stop.
3. Setup.
4. Inspection.
5. Back.
6. 360° turn.
7. Walk forward, then perform a circle at the extended walk.
8. Trot and continue toward exit.





SHOWMANSHIP

Amateur Walk-Trot



1. Be ready at A, walk and continue in square corner toward judge.
2. Walk to judge, stop.
3. Setup.
4. Inspection.
5. Back.
6. 360° turn.
7. Back.
8. Walk forward, then perform a circle at the extended walk.
9. Collect to walk and continue toward exit.

••••••	Walk
••••••••	Extended Walk
	Judge
	Back
	Cone

RIDE THE PATTERN

WATCH live demonstrations critiqued
by a World Show Judge.

SEE & HEAR what they'll be watching
for in pattern classes.

- ▶ **Showmanship**
- ▶ **Western Horsemanship**
- ▶ **Hunt Seat Equitation**

FREE to all exhibitors!
No horses needed.



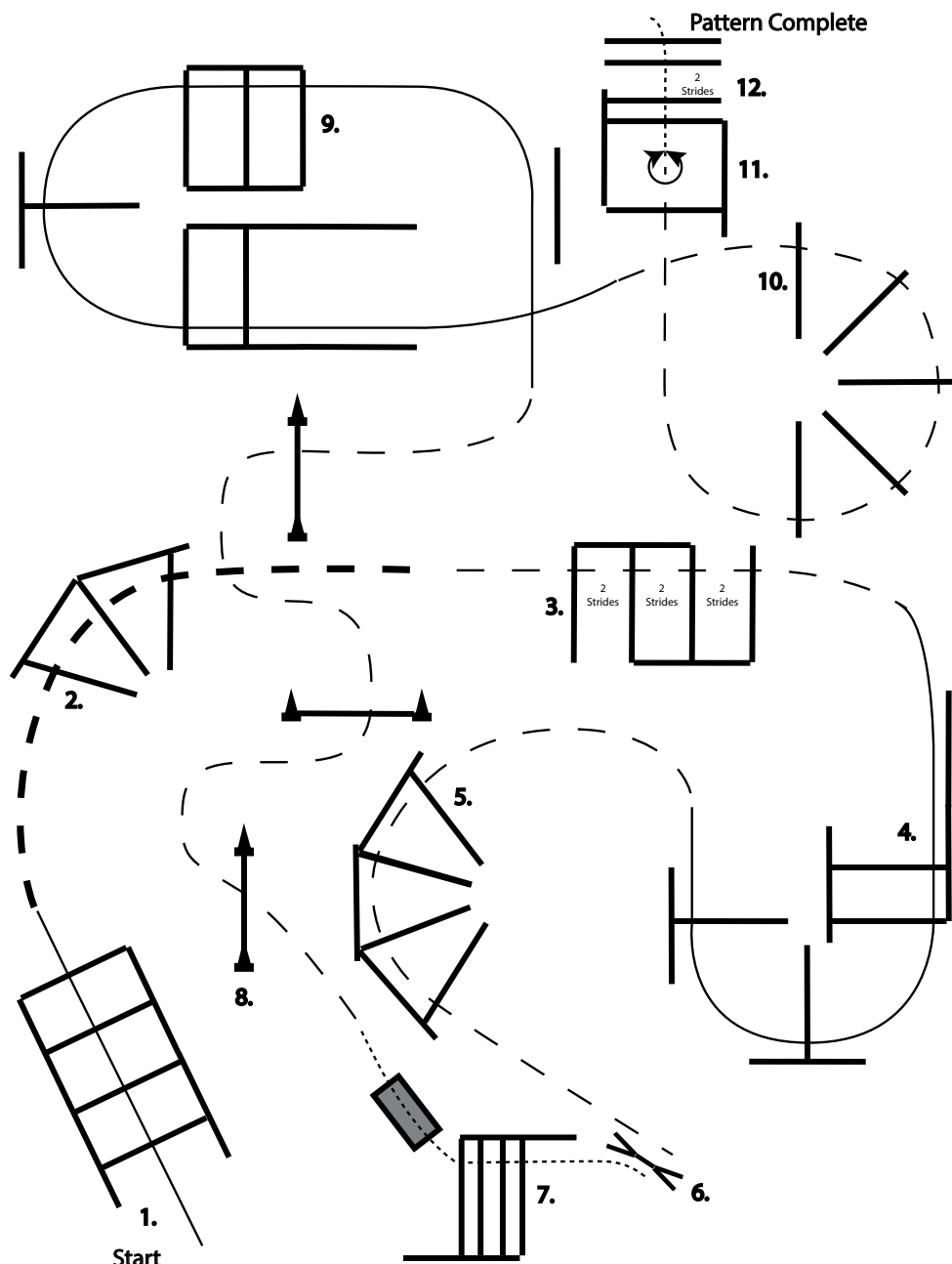
John Justin Arena
Youth & Amateur Classes
Friday, June 23, 7-9 p.m.





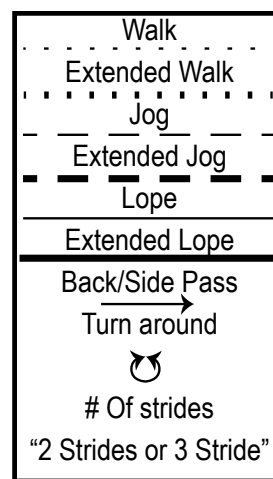
TRAIL

Novice Youth 13&U, Novice Youth 18&U



1. Lope right lead over poles
2. Extended jog over poles
3. Jog over poles
4. Lope right lead over poles
5. Jog over poles
6. Work and close right hand gate
7. Walk over poles & bridge
8. Jog serpentine
9. Lope left lead over poles
10. Jog over poles
11. Stop, 360* turn either way
12. Walk over poles

Pattern Complete

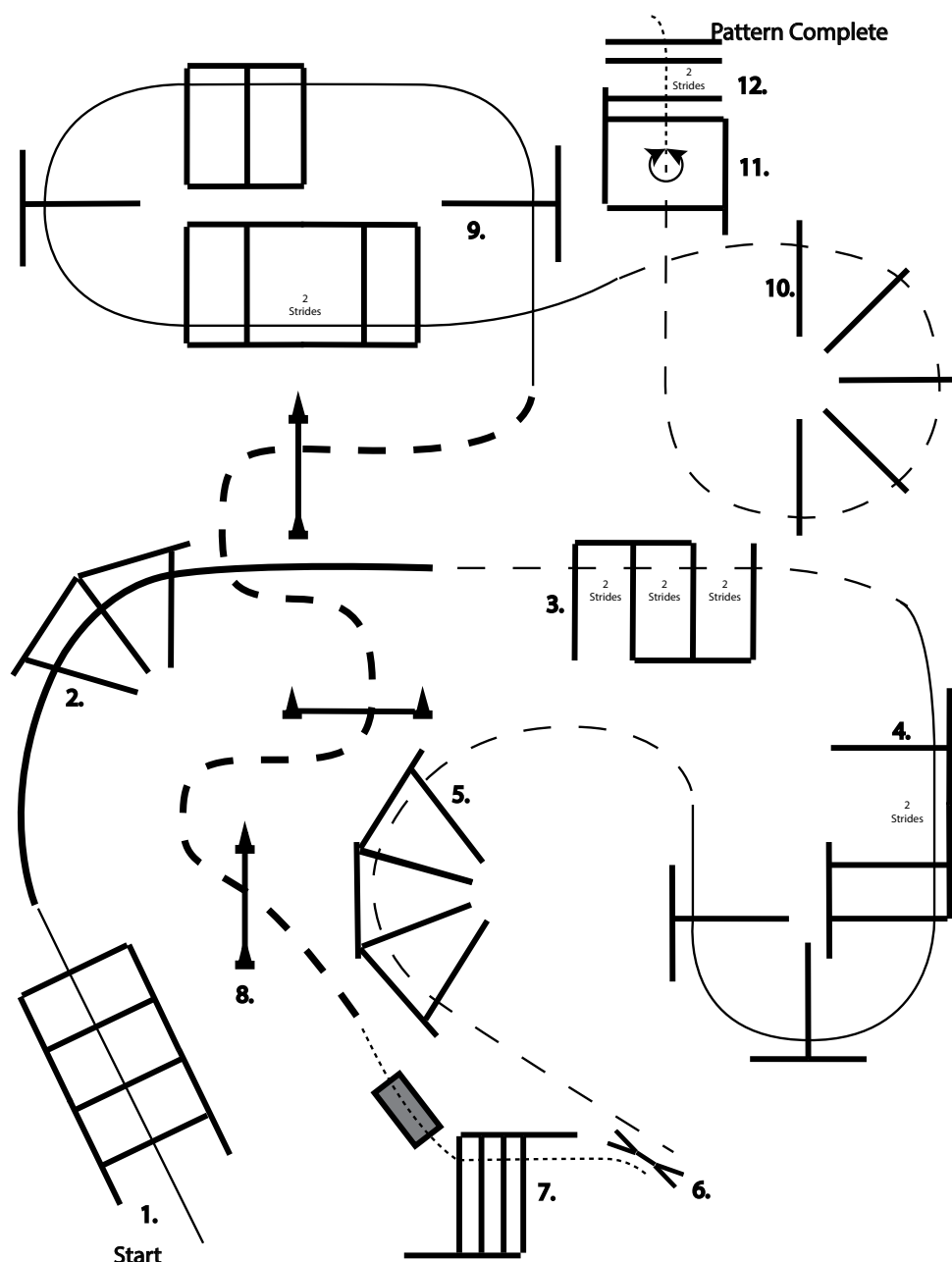


Designed By: Robert Dehn
Robert Dehn
 2023 Copy Right
 Do not use or duplicate
 Without expressed permission



TRAIL

Youth 13&U, Youth 18&U



1. Lope right lead over poles
2. Extended right lead lope over poles
3. Jog over poles
4. Lope right lead over poles
5. Jog over poles
6. Work and close right hand gate
7. Walk over poles & bridge
8. Extended jog serpentine
9. Lope left lead over poles
10. Jog over poles
11. Stop, 360° turn either way
12. Walk over poles

Pattern Complete

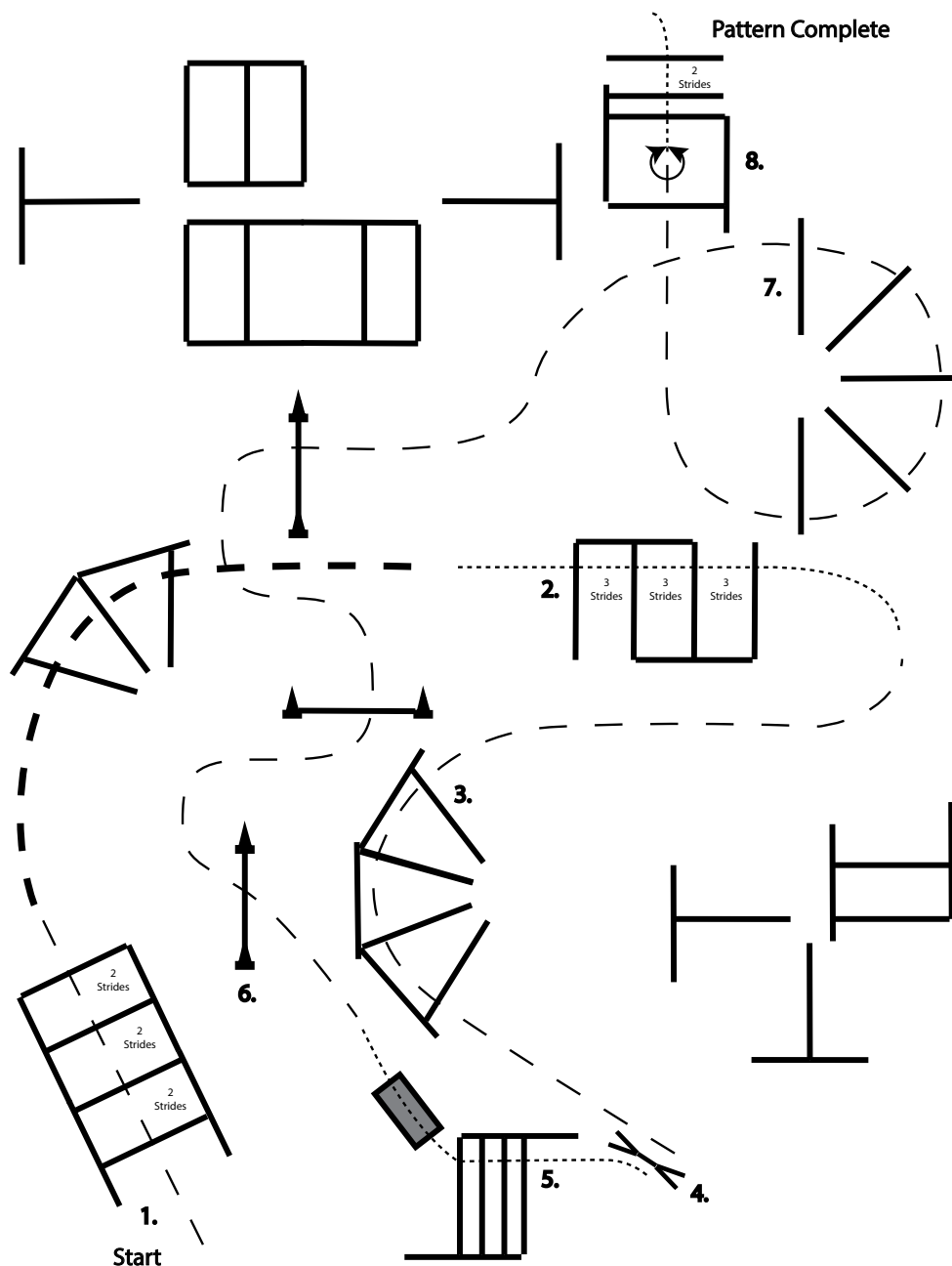
Walk
Extended Walk
Jog
Extended Jog
Lope
Extended Lope
Back/Side Pass
Turn around
Of strides
"2 Strides or 3 Stride"

Designed By: Robert Dehn
Robert Dehn
 2023 Copy Right
 Do not use or duplicate
 Without expressed permission



TRAIL

Youth Walk-Trot



1. Jog over poles, extended jog over poles
 2. Walk over poles
 3. Jog over poles
 4. Work and close right hand gate
 5. Walk over poles & bridge
 6. Jog serpentine
 7. Jog over poles
 8. Stop, 360* turn either way, walk over poles
- Pattern Complete

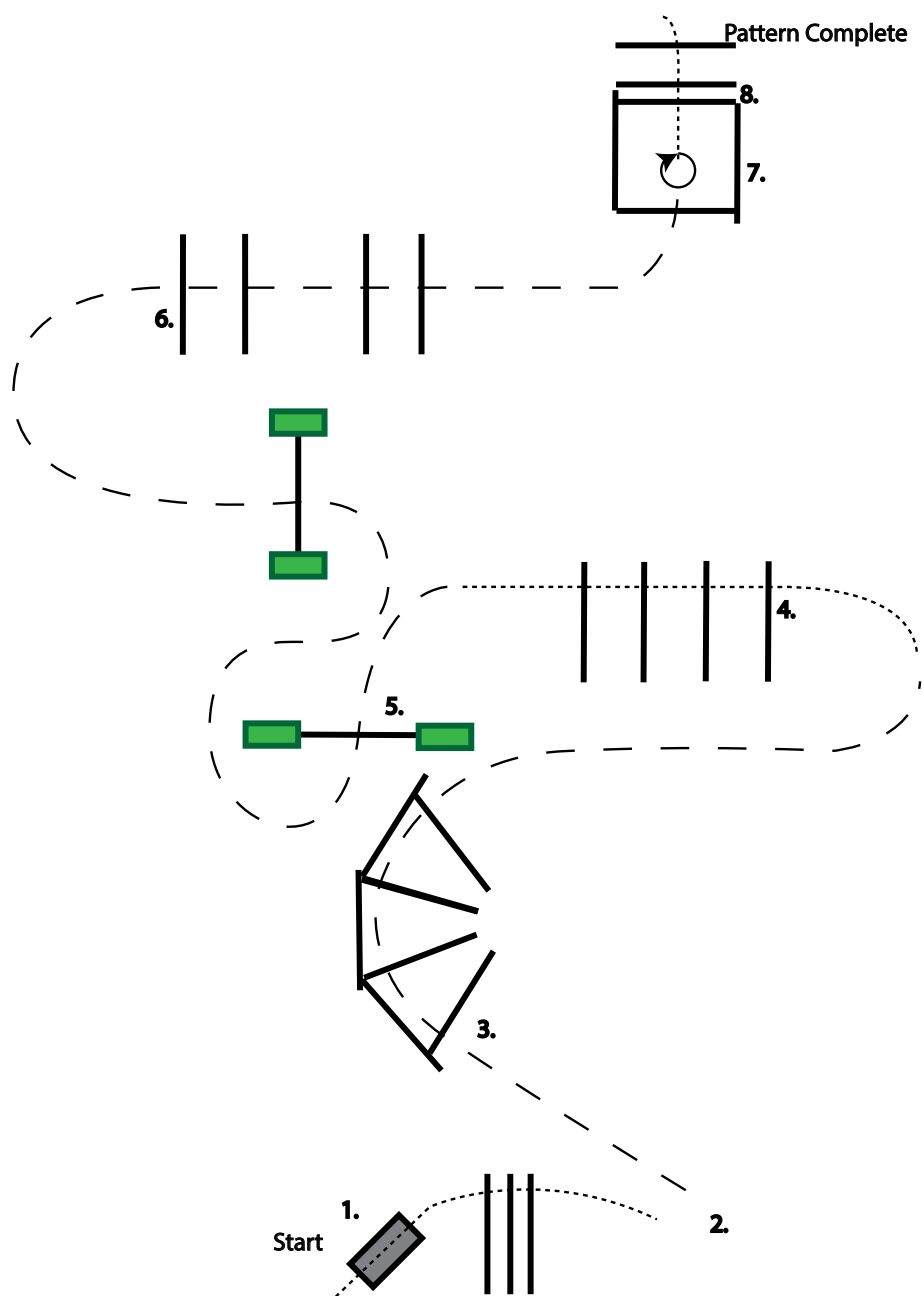
Walk
Extended Walk
Jog
Extended Jog
Lope
Extended Lope
Back/Side Pass
Turn around
Of strides
"2 Strides or 3 Stride"

Designed By: Robert Dehn
Robert Dehn
 2023 Copy Right
 Do not use or duplicate
 Without expressed permission

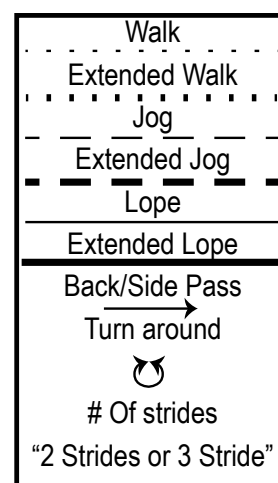


TRAIL

Youth Futurity Project - 2-Year-Old Walk-Trot,
Youth Futurity Project - Yearling In-Hand



1. Walk over bridge and poles
 2. Work and close left hand gate
 3. Jog over poles
 4. Walk over poles
 5. Jog serpentine
 6. Jog over poles
 7. Stop, 360* turn right,
Following turn
(2-Year- dismount, ground tie,
walk outside box, return to
horse)
(Yearling-lift left front leg)
 8. Walk over poles
- Pattern Complete

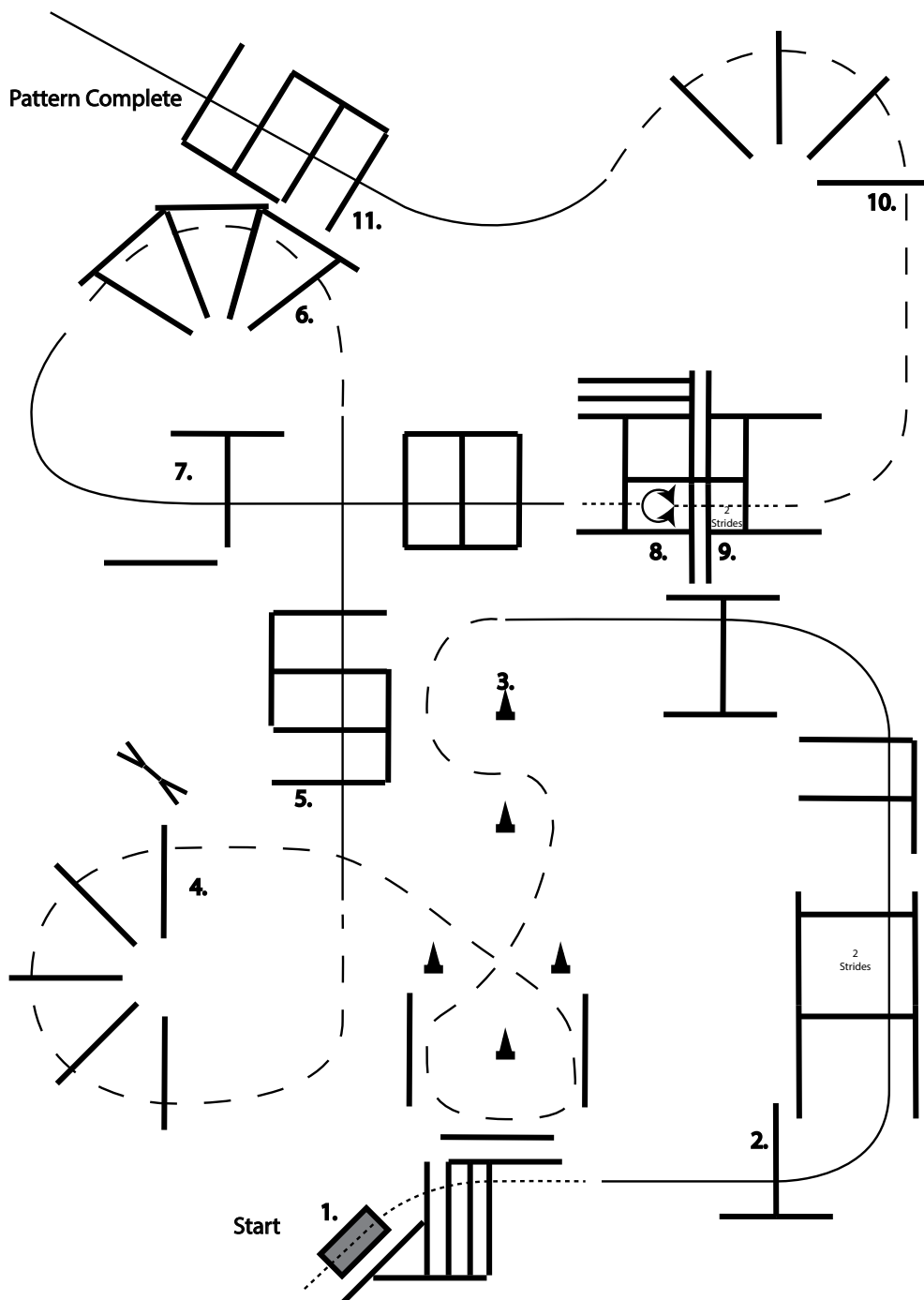


Designed By: Robert Dehn
Robert Dehn
2023 Copy Right
Do not use or duplicate
Without expressed permission



TRAIL

Novice Amateur, Gold Non-Pro 5&U Futurity



1. Walk over bridge & poles
 2. Lope left lead over poles
 3. Jog serpentine
 4. Jog over poles
 5. Lope right lead over poles
 6. Jog over poles
 7. Lope left lead over poles
 8. Stop, walk into box, 360* turn either way
 9. Walk over poles
 10. Jog over poles
 11. Lope right lead over poles
- Pattern Complete

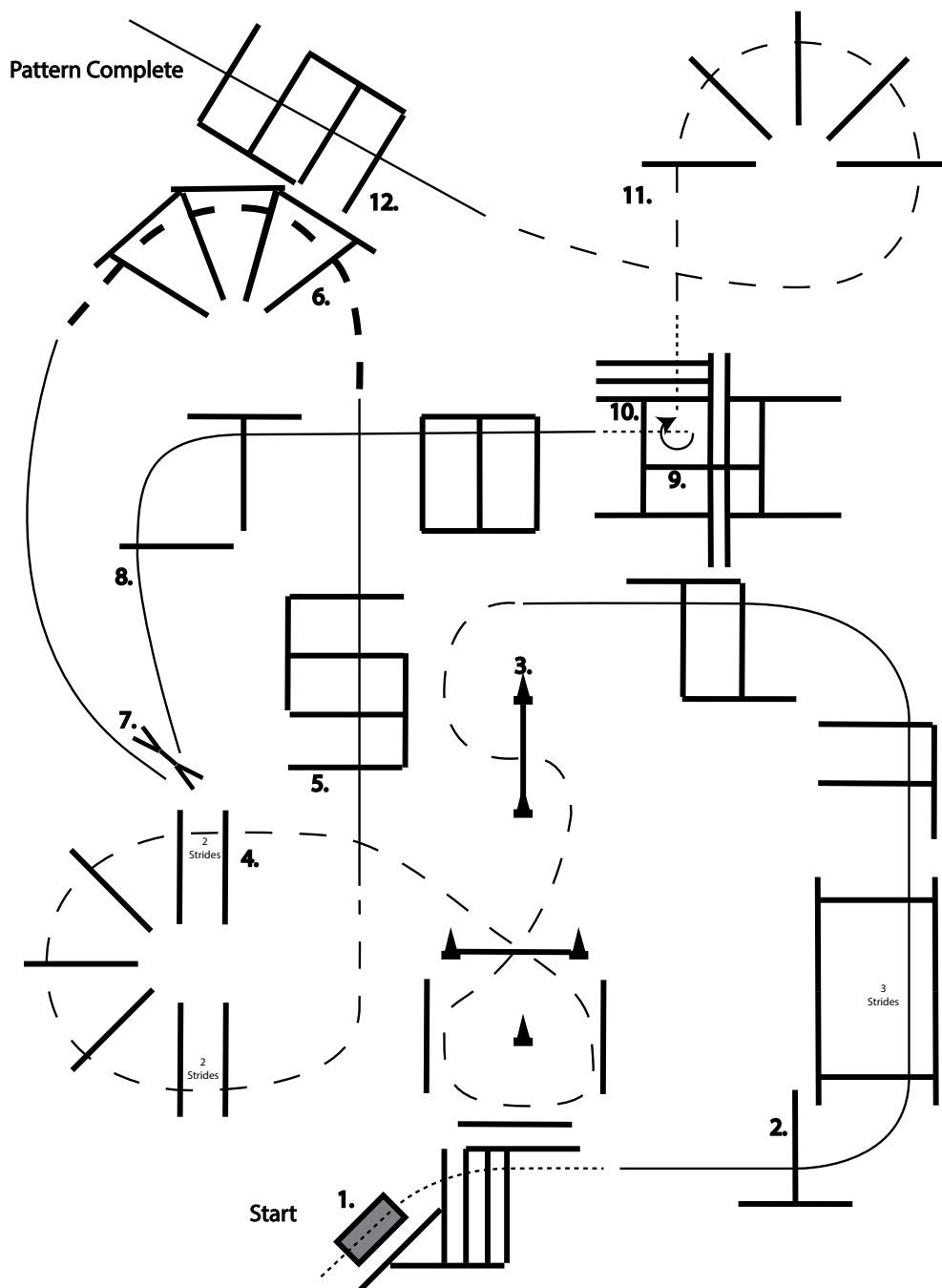
Walk
Extended Walk
Jog
Extended Jog
Lope
Extended Lope
Back/Side Pass
Turn around
Of strides
"2 Strides or 3 Stride"

Designed By: Robert Dehn
Robert Dehn
 2023 Copy Right
 Do not use or duplicate
 Without expressed permission



TRAIL

Amateur, Non-Pro Sweepstakes, Masters
Amateur, Amateur SPB



1. Walk over bridge & poles
 2. Lope left lead over poles
 3. Jog serpentine
 4. Jog over poles
 5. Lope right lead over poles
 6. Extended jog over poles
 7. Lope left lead to gate, work and close gate with left hand.
 8. Lope right lead over poles
 9. Stop, walk into box, 270* turn right
 10. Walk over poles
 11. Jog over poles
 12. Lope left lead over poles
- Pattern Complete

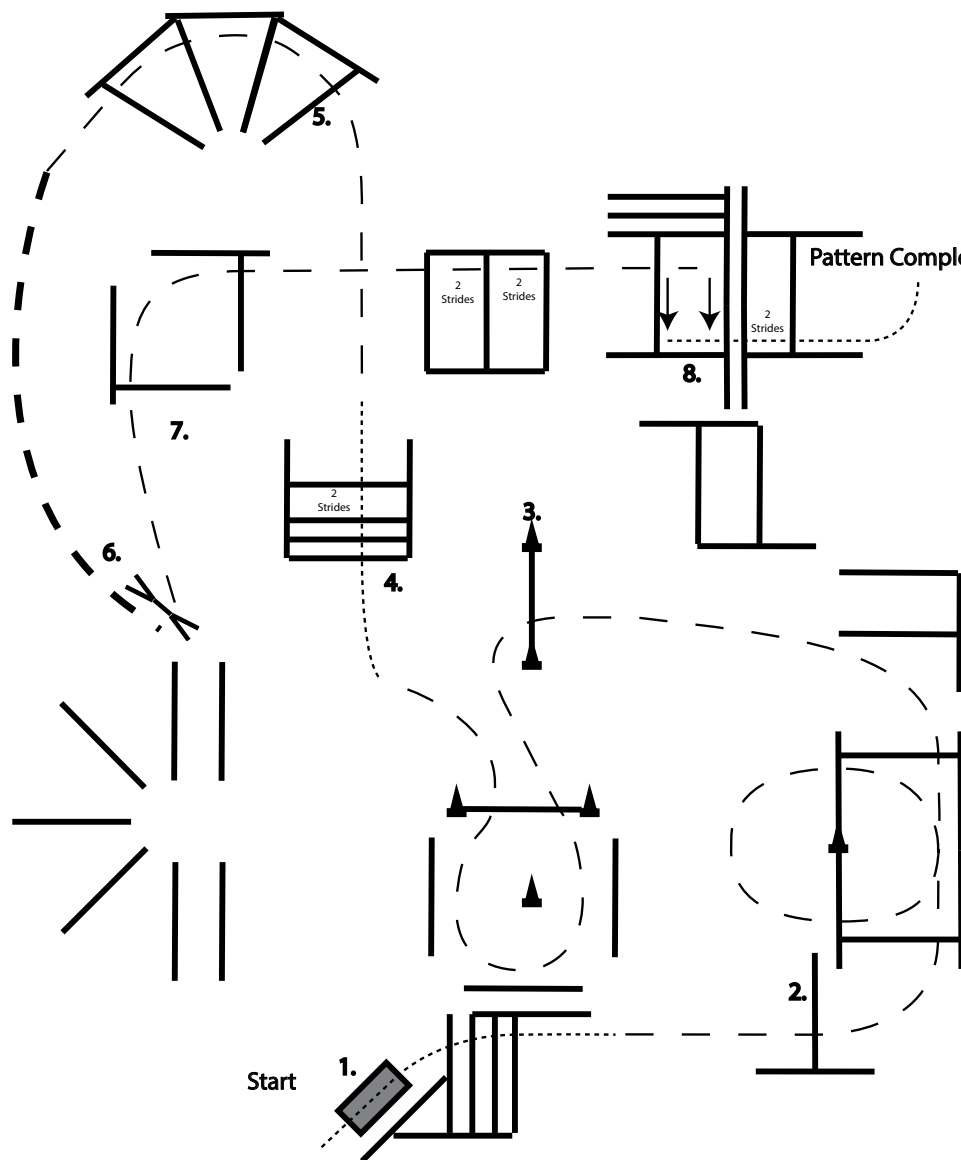
Walk
Extended Walk
Jog
Extended Jog
Lope
Extended Lope
Back/Side Pass
Turn around
Of strides
"2 Strides or 3 Stride"

Designed By: Robert Dehn
Robert Dehn
2023 Copy Right
Do not use or duplicate
Without expressed permission



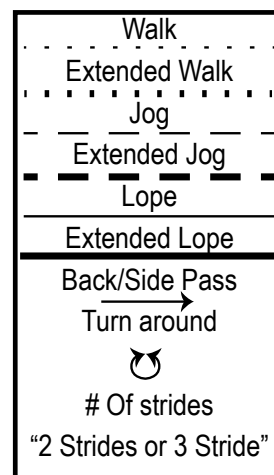
TRAIL

Amateur Yearling In-Hand, Amateur SPB
Yearling In-Hand, Amateur 2YO In-Hand



1. Walk over bridge & poles
2. Jog over and around poles
3. Jog serpentine
4. Walk over poles
5. Jog over poles
6. Extended jog to gate, work and close gate with left hand.
7. Jog over poles
8. Stop, in box, side pass right, walk over poles

Pattern Complete



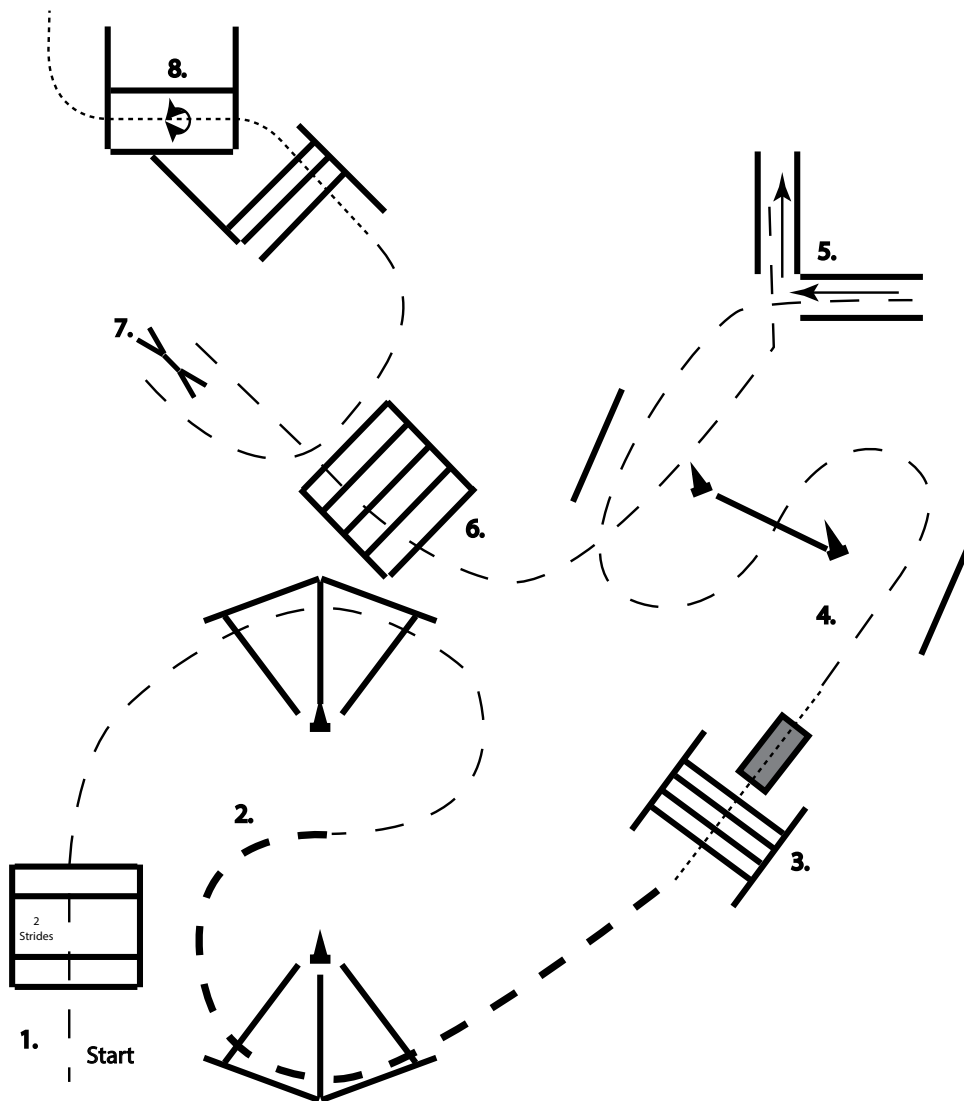
Designed By: Robert Dehn
Robert Dehn
2023 Copy Right
Do not use or duplicate
Without expressed permission



TRAIL

Amateur Walk-Trot

Pattern Complete



1. Jog over poles
2. Extended jog over poles
3. Walk over poles & bridge
4. Jog serpentine
5. Stop & back "L"
6. Jog over poles
7. Work and close left hand gate, jog to walk over
8. Walk over poles, stop in box, 360* turn either way, walk out

Pattern Complete

Walk
Extended Walk
Jog
Extended Jog
Lope
Extended Lope
Back/Side Pass
Turn around
Of strides
"2 Strides or 3 Stride"

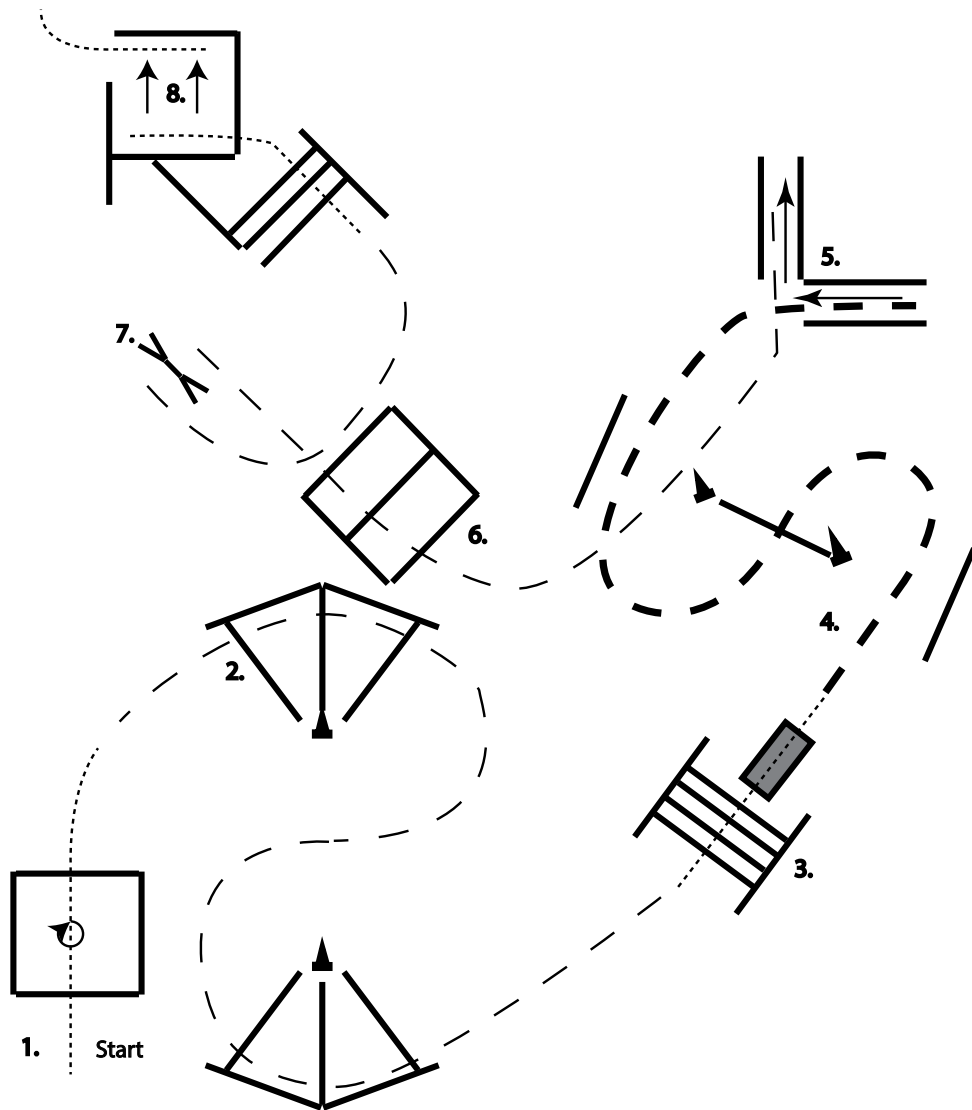
Designed By: Robert Dehn
Robert Dehn
2023 Copy Right
Do not use or duplicate
Without expressed permission



TRAIL

Yearling In-Hand, SPB Yearling In-Hand

Pattern Complete



1. Walk over poles, Stop in box, 360* turn right, walk out
2. Jog over poles
3. Walk over poles & bridge
4. Extended jog serpentine
5. Stop & back "L"
6. Jog over poles
7. Work and close left hand gate, jog to walk overs
8. Walk over poles, stop side pass right, walk out

Pattern Complete

Walk
Extended Walk
Jog
Extended Jog
Lope
Extended Lope
Back/Side Pass
Turn around
Of strides
"2 Strides or 3 Stride"

Designed By: Robert Dehn

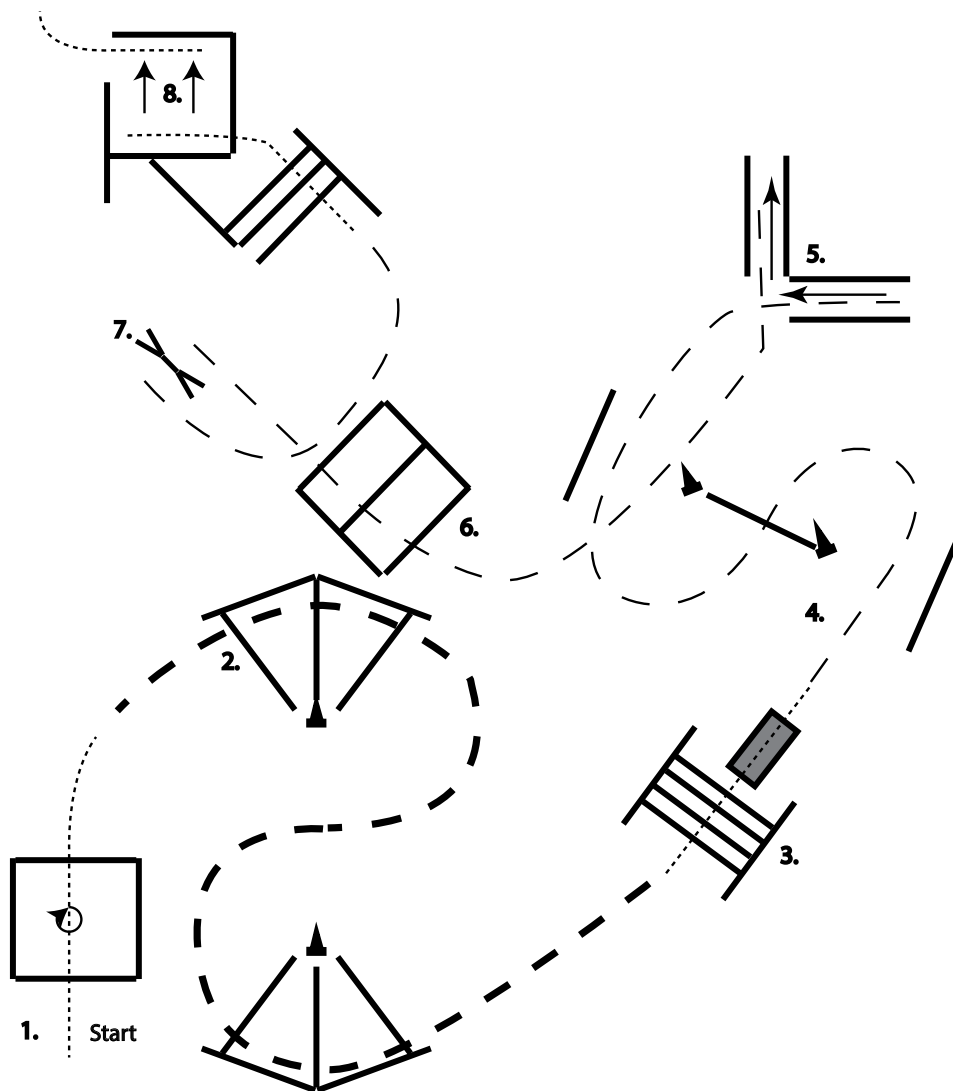
 2023 Copy Right
 Do not use or duplicate
 Without expressed permission



TRAIL

Gold Yearling In-Hand Breeders' Futurity, 2-Year-Old In-Hand

Pattern Complete



1. Walk over poles, Stop in box, 360* turn right, walk out
2. Extended Jog over poles
3. Walk over poles & bridge
4. Jog serpentine
5. Stop & back "L"
6. Jog over poles
7. Work and close left hand gate, jog to walk overs
8. Walk over poles, stop side pass right, walk out

Pattern Complete

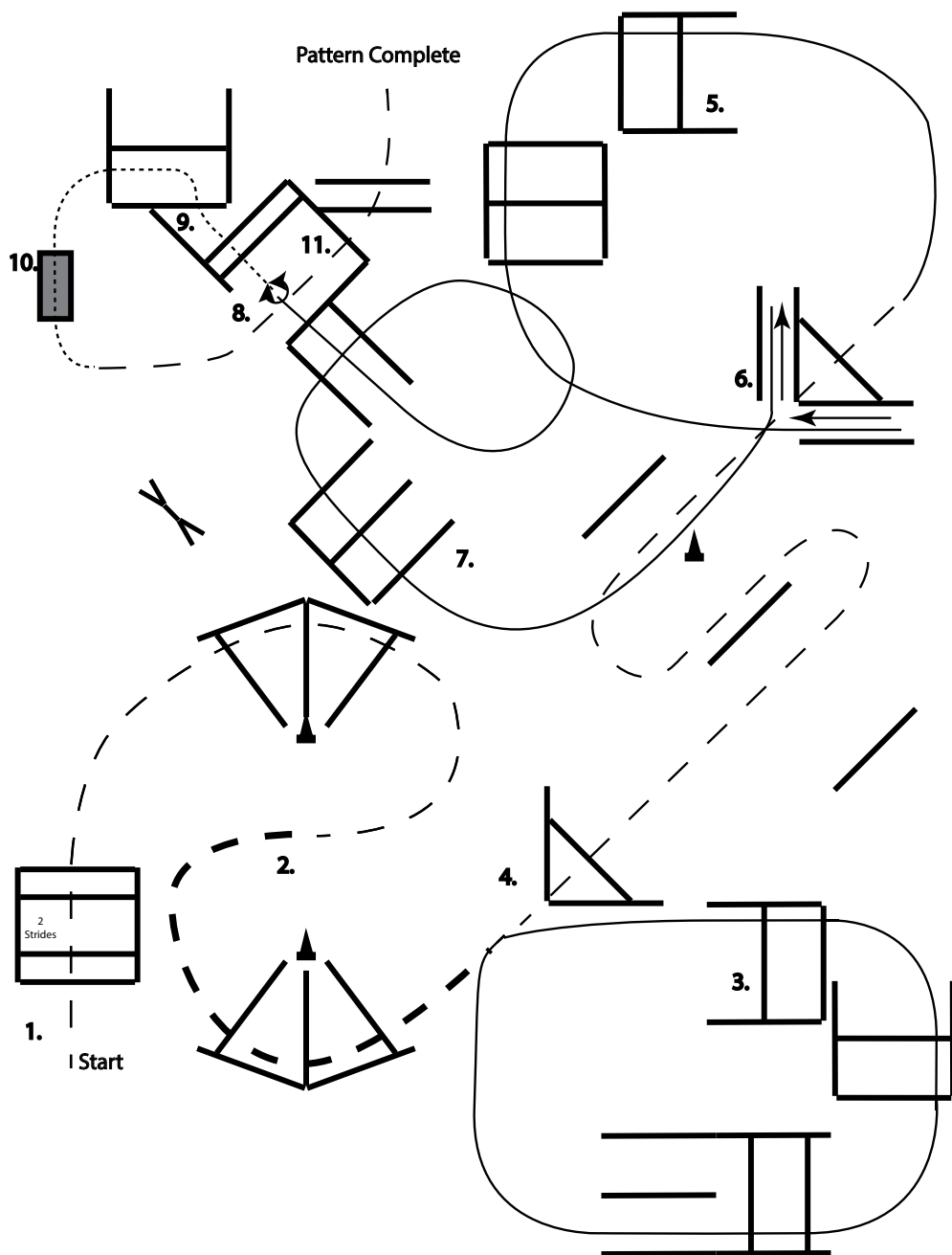
Walk
Extended Walk
Jog
Extended Jog
Lope
Extended Lope
Back/Side Pass
Turn around
Of strides
"2 Strides or 3 Stride"

Designed By: Robert Dehn
Robert Dehn
2023 Copy Right
Do not use or duplicate
Without expressed permission



TRAIL

Green



1. Jog over poles
 2. Extended jog over poles
 3. Lope right lead over poles
 4. Jog over poles, jog serpentine, jog over poles
 5. Lope left lead over poles
 6. Stop & back "L"
 7. Lope right lead over poles
 8. Stop in box, 360* turn either way
 9. Walk over poles
 10. Walk over bridge
 11. Jog over poles
- Pattern Complete

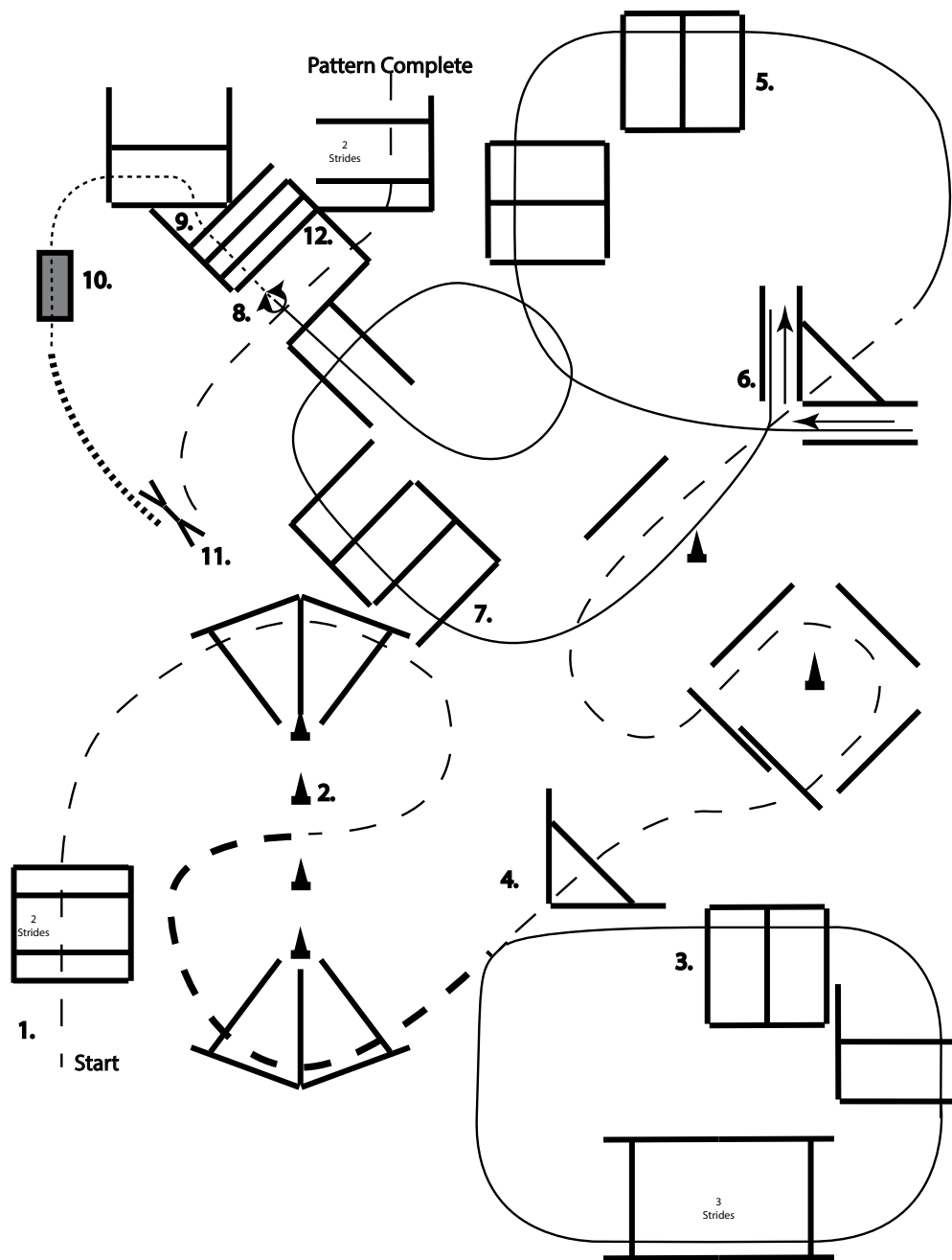
Walk
Extended Walk
Jog
Extended Jog
Lope
Extended Lope
Back/Side Pass
Turn around
☺
Of strides
"2 Strides or 3 Stride"

Designed By: Robert Dehn
Robert Dehn
 2023 Copy Right
 Do not use or duplicate
 Without expressed permission



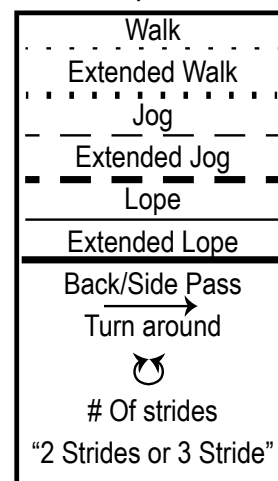
TRAIL

Junior, Junior Sweepstakes



1. Jog over poles
2. Extended jog over poles
3. Lope right lead over poles
4. Jog over poles, jog serpentine, jog over poles
5. Lope left lead over poles
6. Stop & back "L"
7. Lope right lead over poles
8. Stop in box, 360* turn either way
9. Walk over poles
10. Walk over bridge, extended walk to gate
11. Work and close left hand gate
12. Jog over poles

Pattern Complete

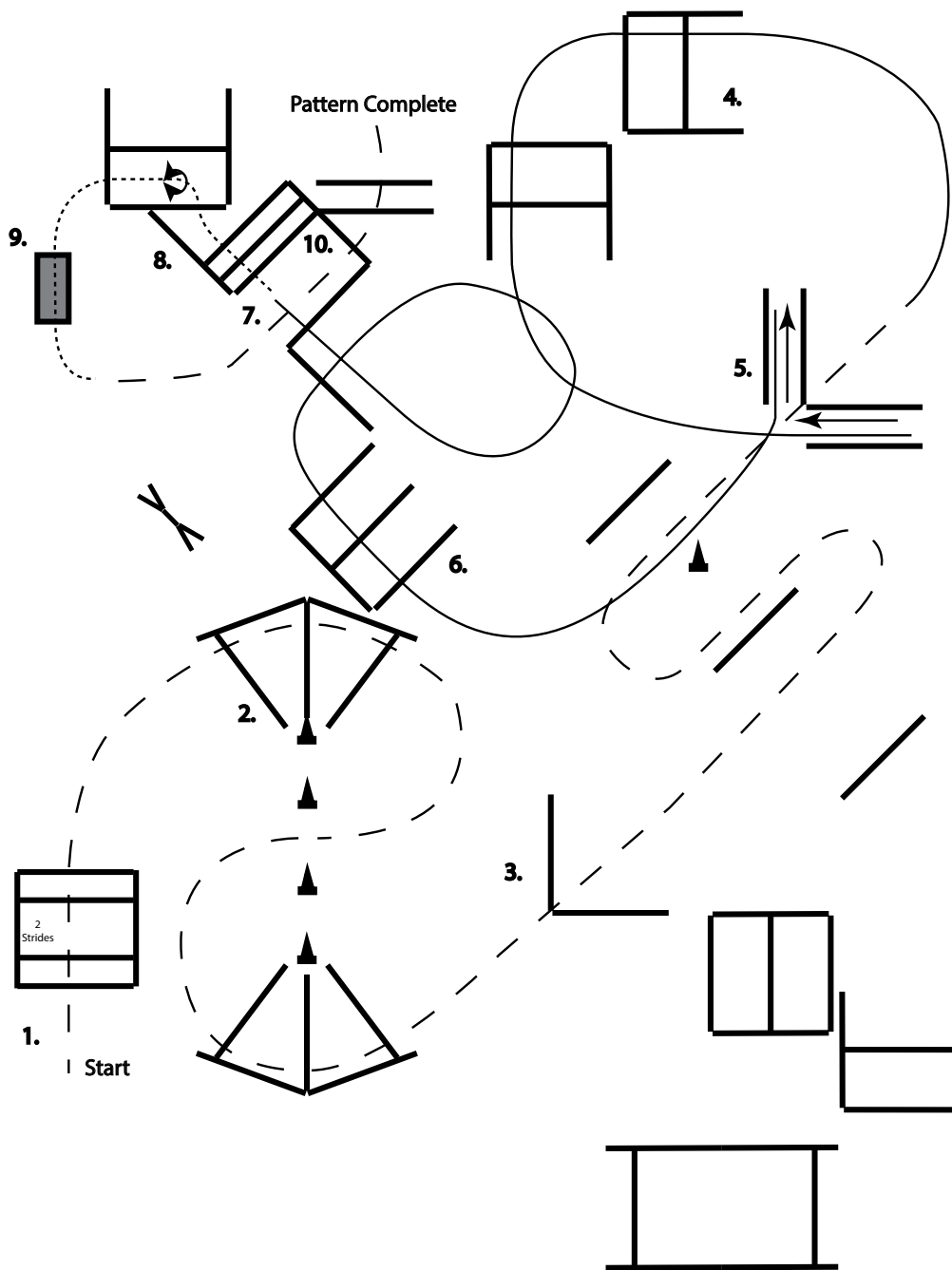


Designed By: Robert Dehn
Robert Dehn
2023 Copy Right
Do not use or duplicate
Without expressed permission

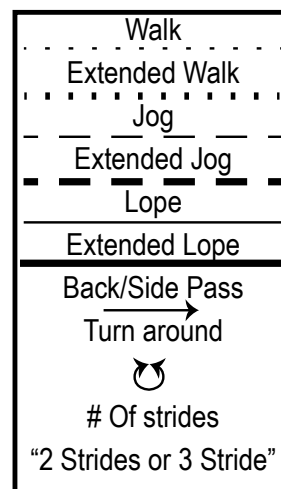


TRAIL

Non-Pro 3-Year-Old Sweepstakes, SPB



1. Jog over poles
 2. Jog over poles
 3. Jog Serpentine
 4. Lope left lead over poles
 5. Stop & back "L"
 6. Lope right lead over poles
 7. Stop, walk over poles
 8. Stop in box, 360* turn either way, walk out
 9. Walk over bridge
 10. Jog over poles
- Pattern Complete



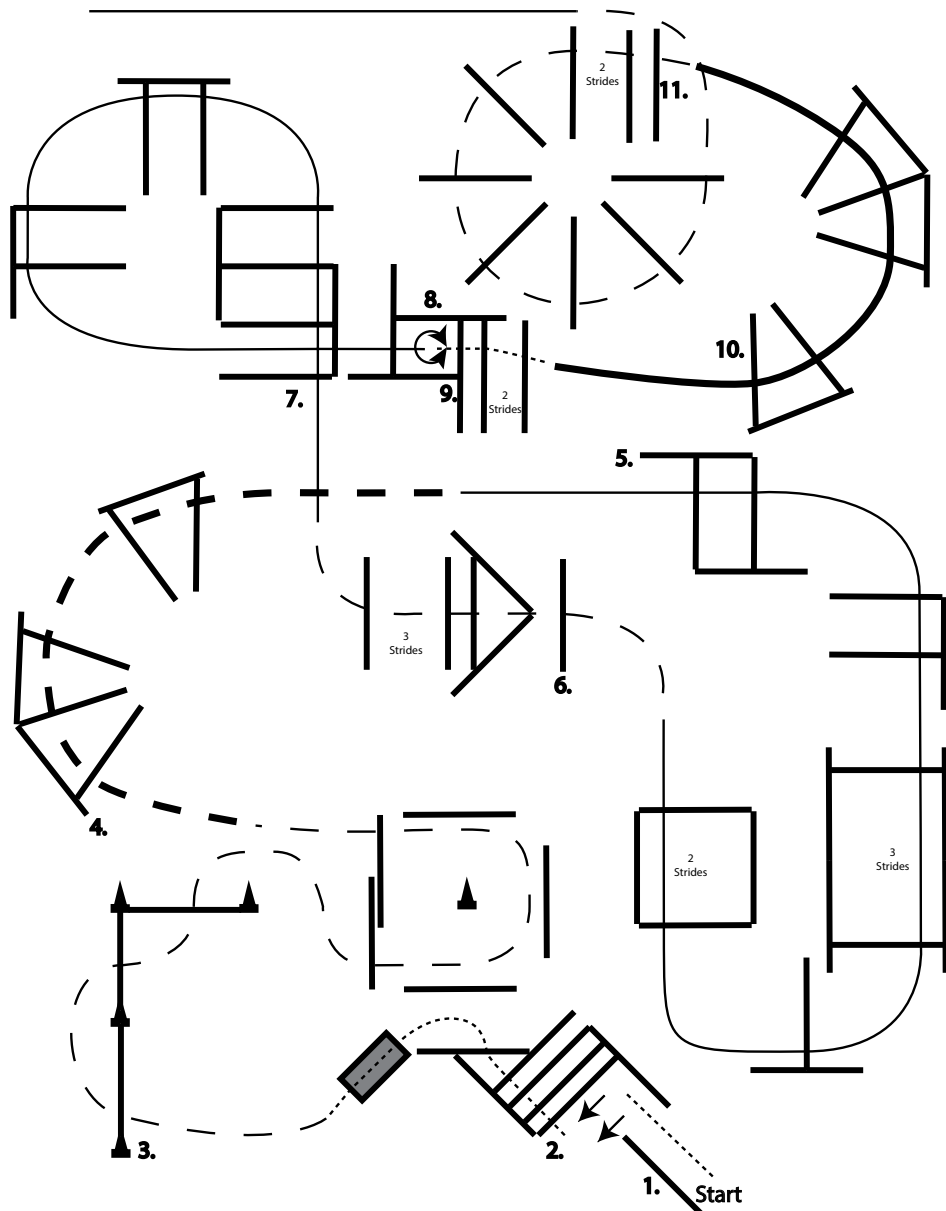
Designed By: Robert Dehn
Robert Dehn
 2023 Copy Right
 Do not use or duplicate
 Without expressed permission



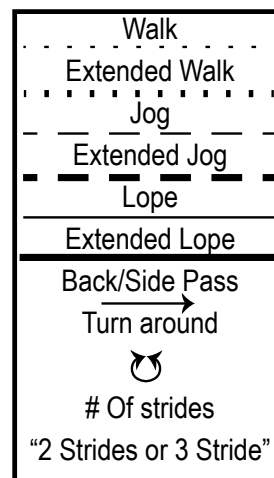
TRAIL

Senior

12. Pattern Complete



1. Walk up, side pass left
2. Walk over poles & bridge
3. Jog over poles, complete serpentine
4. Extended jog over poles
5. Lope right lead over poles
6. Jog over poles
7. Lope left lead over poles
8. Stop in box, 360* turn either way
9. Walk over poles
10. Extended left lead lope over poles
11. Jog over poles
12. Lope either lead to gate, stop, Work and close right hand gate
Pattern Complete



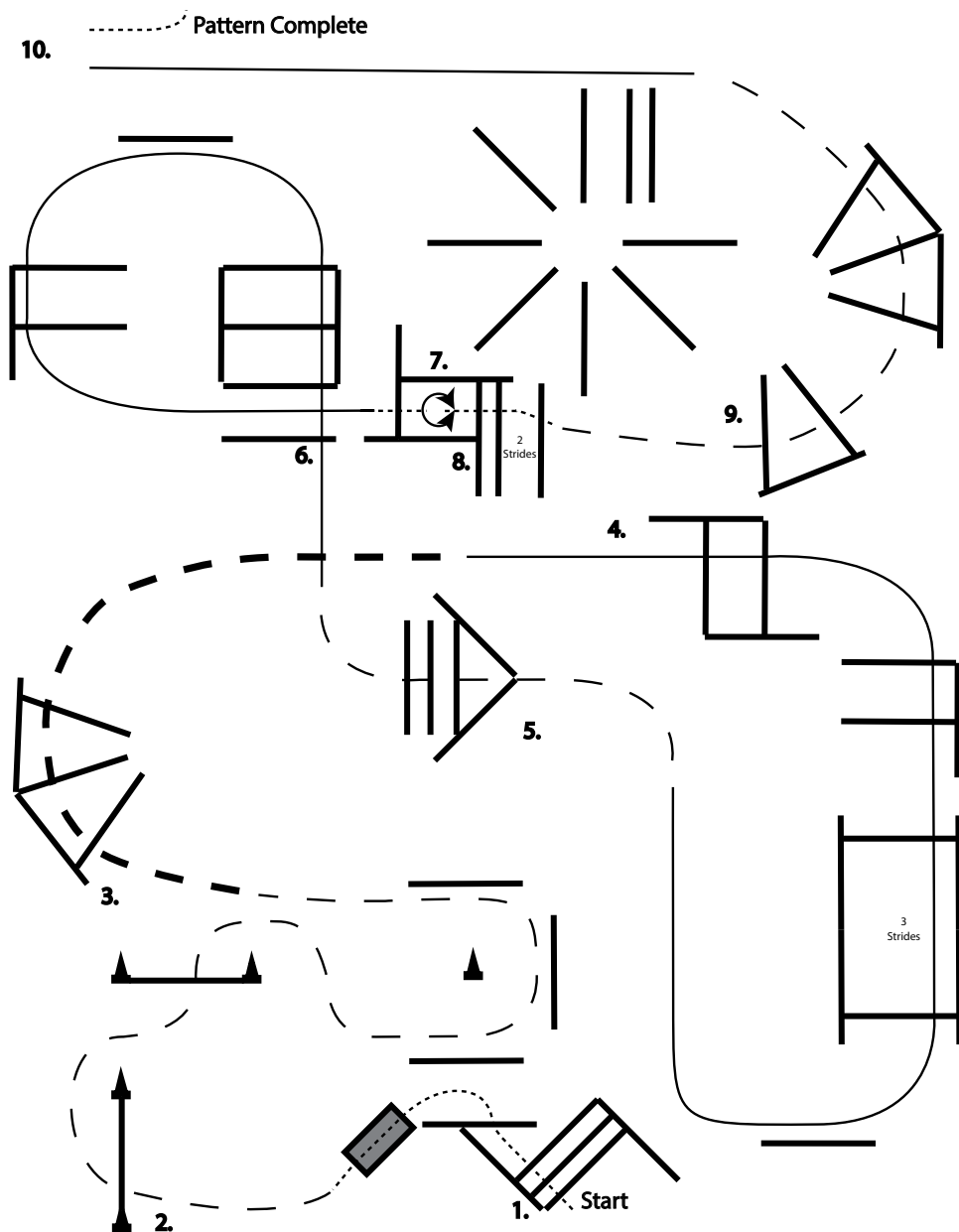
Designed By: Robert Dehn
Robert Dehn
 2023 Copy Right
 Do not use or duplicate
 Without expressed permission



TRAIL

3-Year-Old Sweepstakes, Gold 3-Year-Old Breeders' Futurity

1. Walk over poles & bridge
2. Jog over poles, complete serpentine
3. Extended jog over poles
4. Lope right lead over poles
5. Jog over poles
6. Lope left lead over poles
7. Walk into box, 360* turn either way
8. Walk over poles
9. Jog over poles
10. Lope either lead to gate, stop, work and close right hand gate
Pattern Complete



Walk
Extended Walk
Jog
Extended Jog
Lope
Extended Lope
Back/Side Pass
Turn around
360° turn
Of strides
"2 Strides or 3 Stride"

Designed By: Robert Dehn
Robert Dehn
 2023 Copy Right
 Do not use or duplicate
 Without expressed permission

You've Earned It

So Treat Yourself!

World Champion Buckles

Order your World Champion or Reserve World Champion duplicate buckle by Gist Silversmiths at the PH Barn Door!



Top Placing Buckles

Available for purchase to Top 5, Top 10 and Finalists in each World Championship class. Customize however you like using your name, horse's name or class name.

Additionally, Top 5 Intermediate placings are also eligible to purchase a custom buckle.

Stop by the PH Barn Door booth during regular trade show hours, call us at (817) 222-6411 or visit us online anytime at

phbarndoor.com

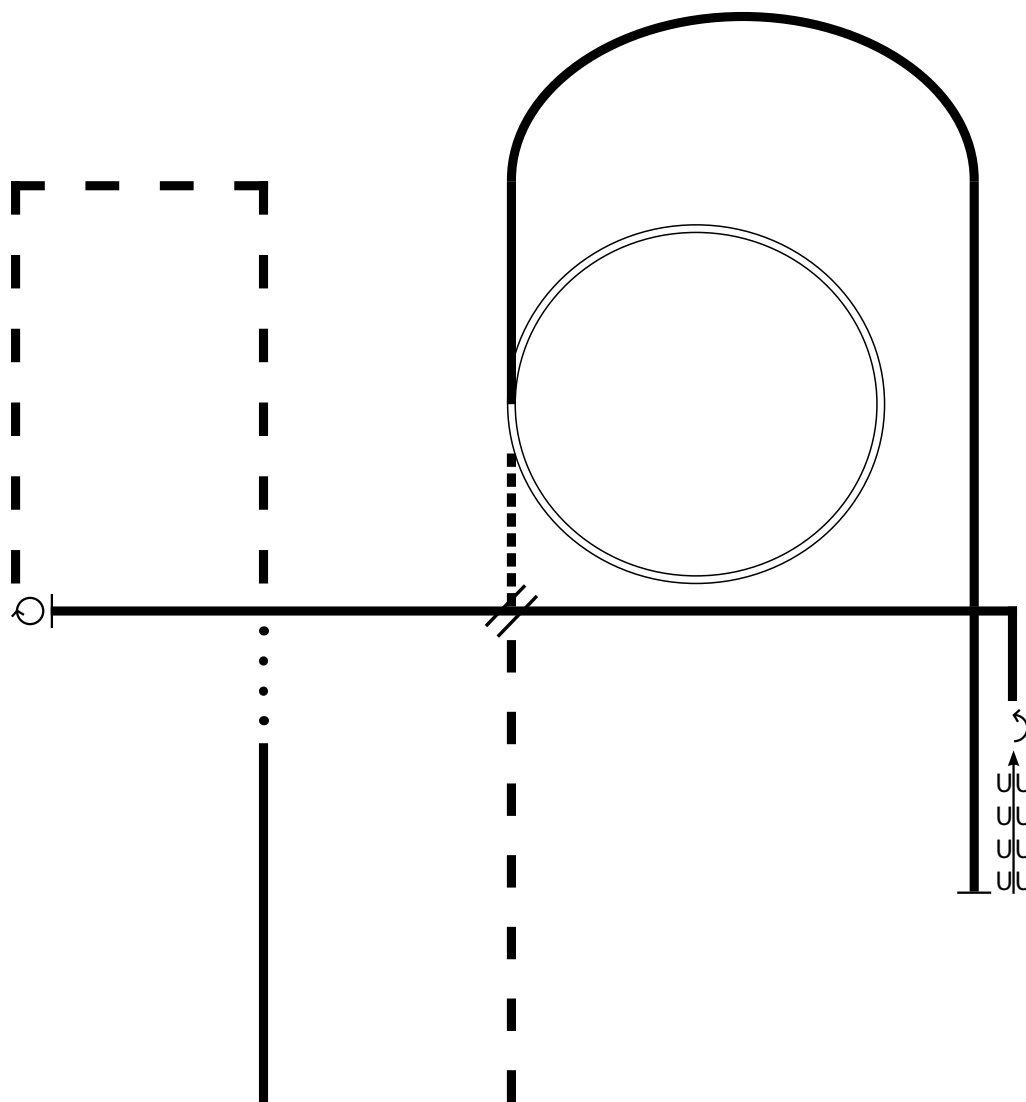


Experience Your Western Lifestyle.



HORSEMANSHIP

Masters Amateur, Youth 13&U, All SPB



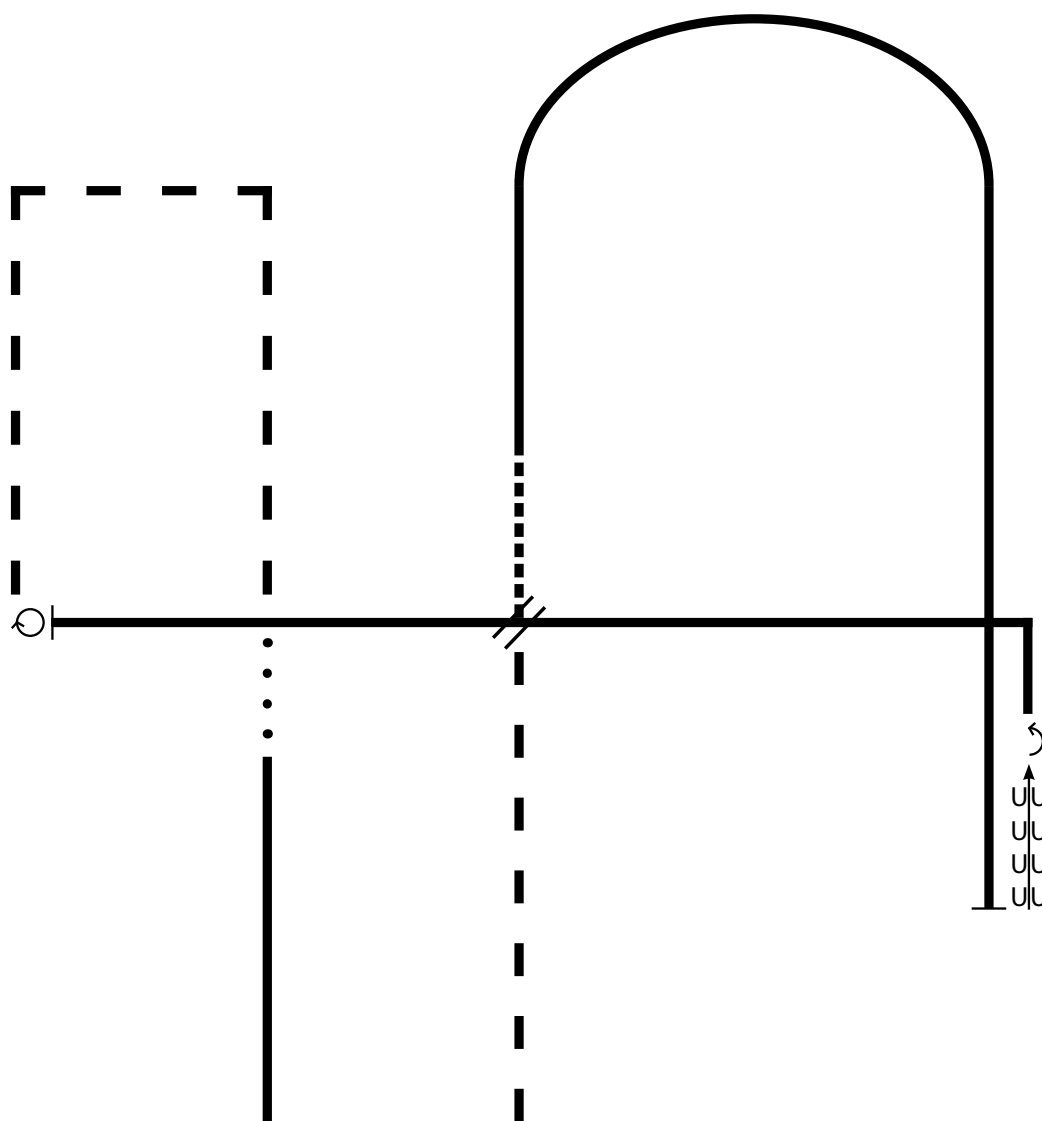
1. Enter at the extended jog, slow to jog at center.
2. Lope right lead circle with moderate extension of lope.
3. Close circle and collect the lope up the center and around the end of the arena.
4. Continue to lope at center and continue straight.
5. Back, 180° turn left.
6. Lope left lead to center and square corner left.
7. Change leads at center and continue straight.
8. Stop and 450° turn right.
9. Extended jog 2 square corners.
10. Break to walk for 1 horse length, lope left lead to exit.

.....	Walk
-----	Jog
- - - -	Extended Jog
————	Lope
====	Extended Lope
///	Lead Change
← ⊞ ⊞ ⊞ ⊞	Back
▲ A	Cone

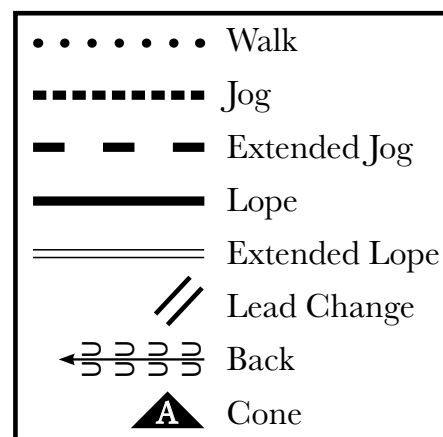


HORSEMANSHIP

Novice Amateur, Novice Youth



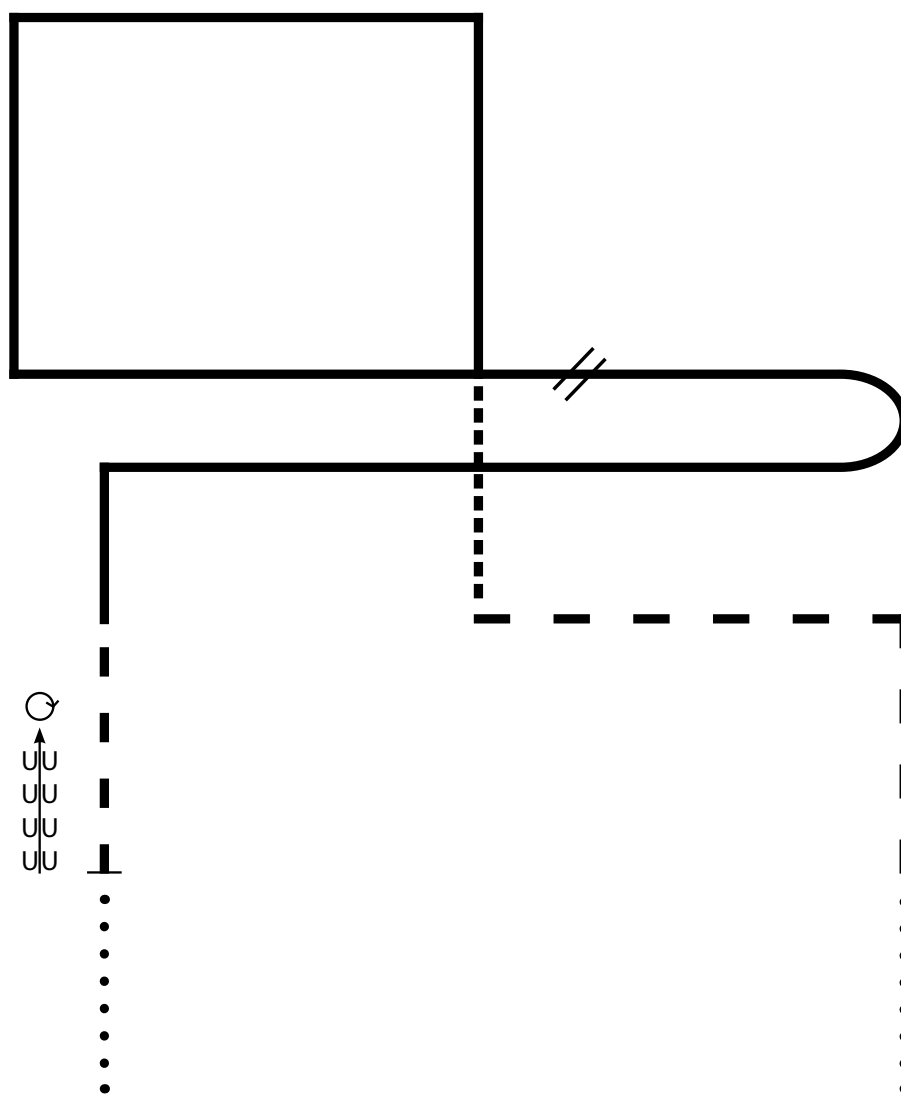
1. Enter at the extended jog, slow to jog at center 2 horse lengths.
2. Lope right lead up center and around the end of the arena.
3. Continue to lope at center and continue straight.
4. Stop, back, 180° turn left.
5. Lope left lead to center and square corner left.
6. Change leads at center and continue straight.
7. Stop and 45° turn right.
8. Extended jog 2 square corners.
9. Break to walk for 1 horse length, lope left lead to exit.



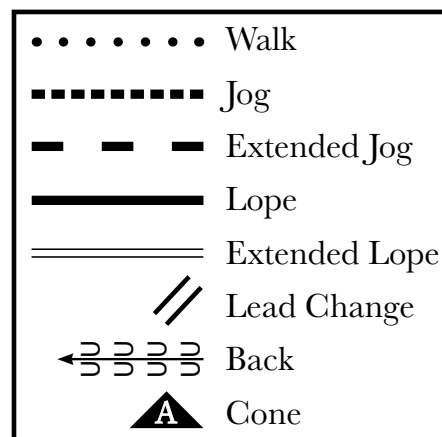


HORSEMANSHIP

Bareback, Gold Non-Pro 5&U Futurity



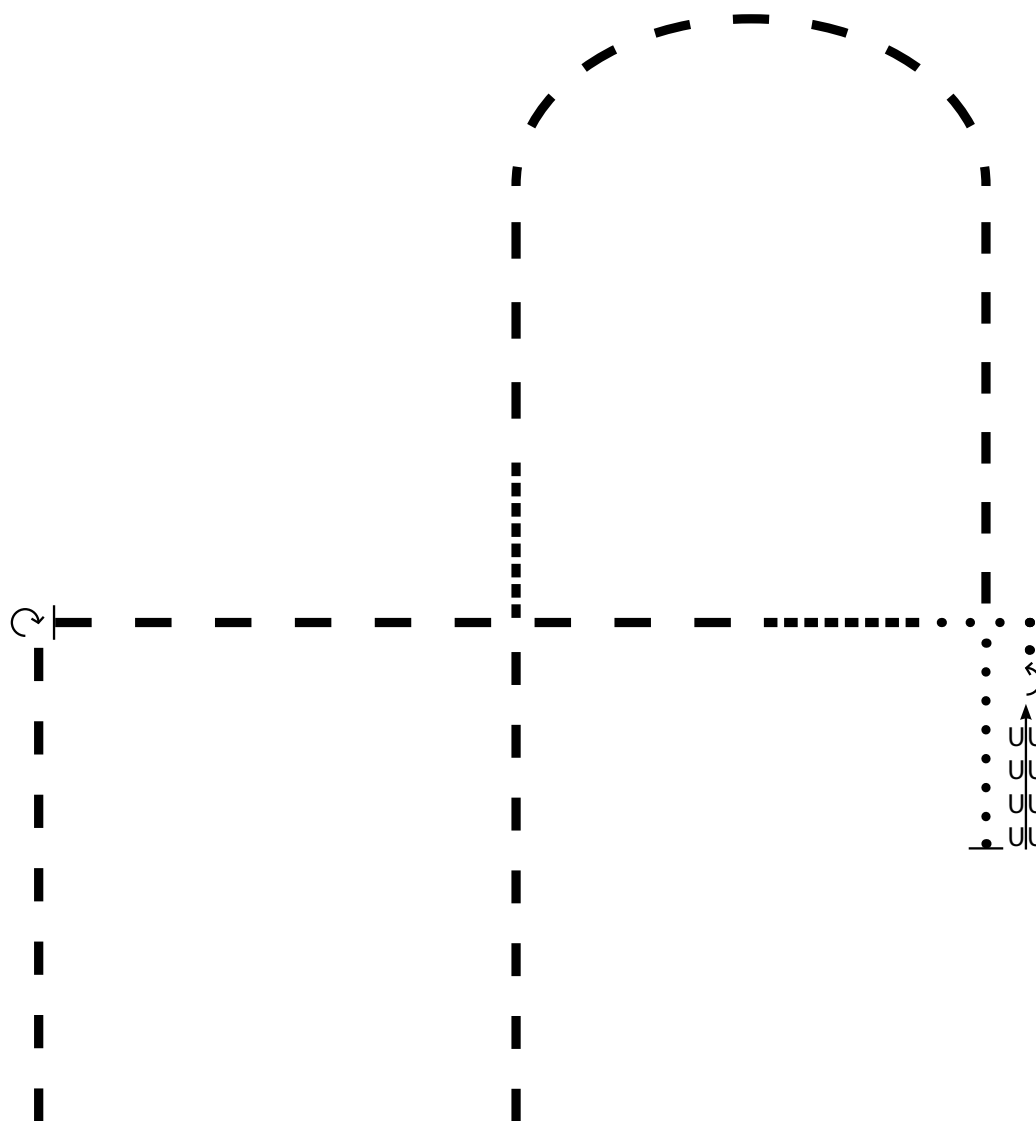
1. Walk 2 horse lengths.
2. Extended jog to center and corner left.
3. At center corner right and jog.
4. Lope left lead square.
5. Simple lead change.
6. Lope right lead tight U.
7. Counter canter corner.
8. At center break to extended jog.
9. Stop, back, 360° turn right and exit at walk.





HORSEMANSHIP

Amateur Walk-Trot



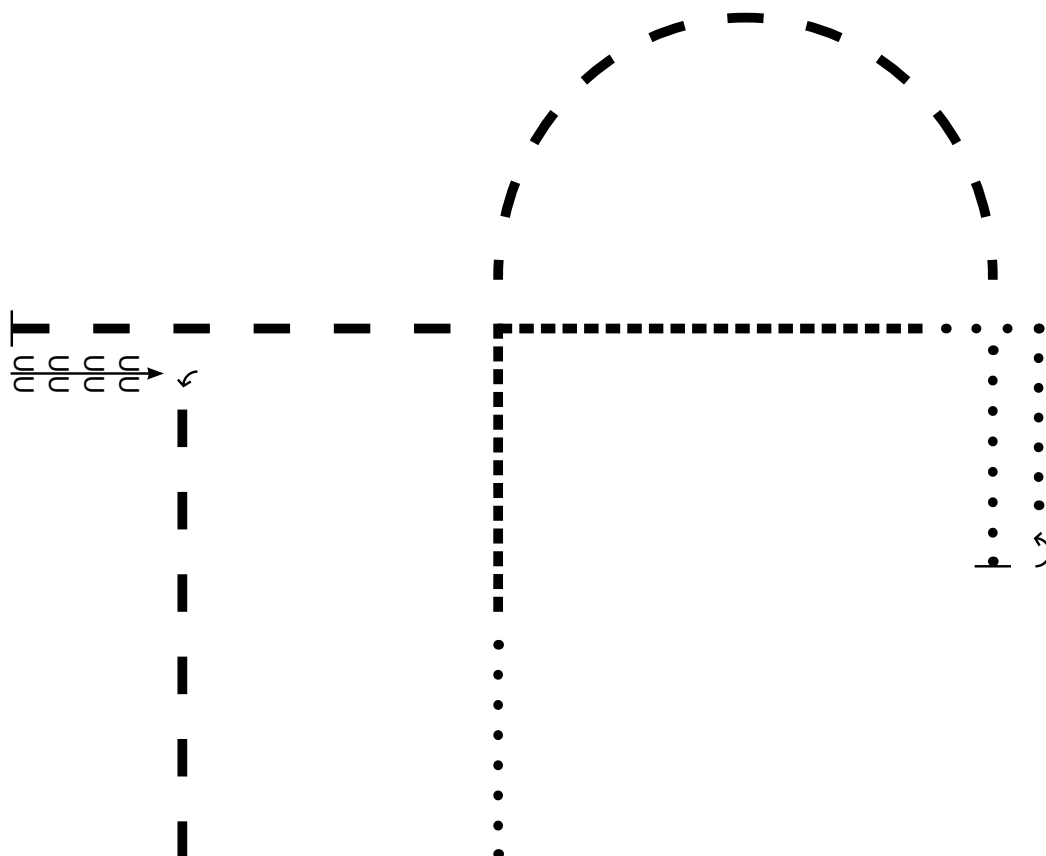
1. Enter at the extended jog, slow to jog at center 2 horse lengths.
2. Extended jog up center and around the end of the arena.
3. Break to walk at the center and continue straight.
4. Stop, back, 180° turn left.
5. Walk square corner left.
6. Jog 2 horse lengths and continue straight.
7. Extended jog across arena.
8. Stop and 270° turn right.
9. Extended jog to exit.

.....	Walk
-----	Jog
- - - -	Extended Jog
————	Lope
=====	Extended Lope
//	Lead Change
← ⊞ ⊞ ⊞ ⊞	Back
▲ A	Cone



HORSEMANSHIP

Youth Walk-Trot



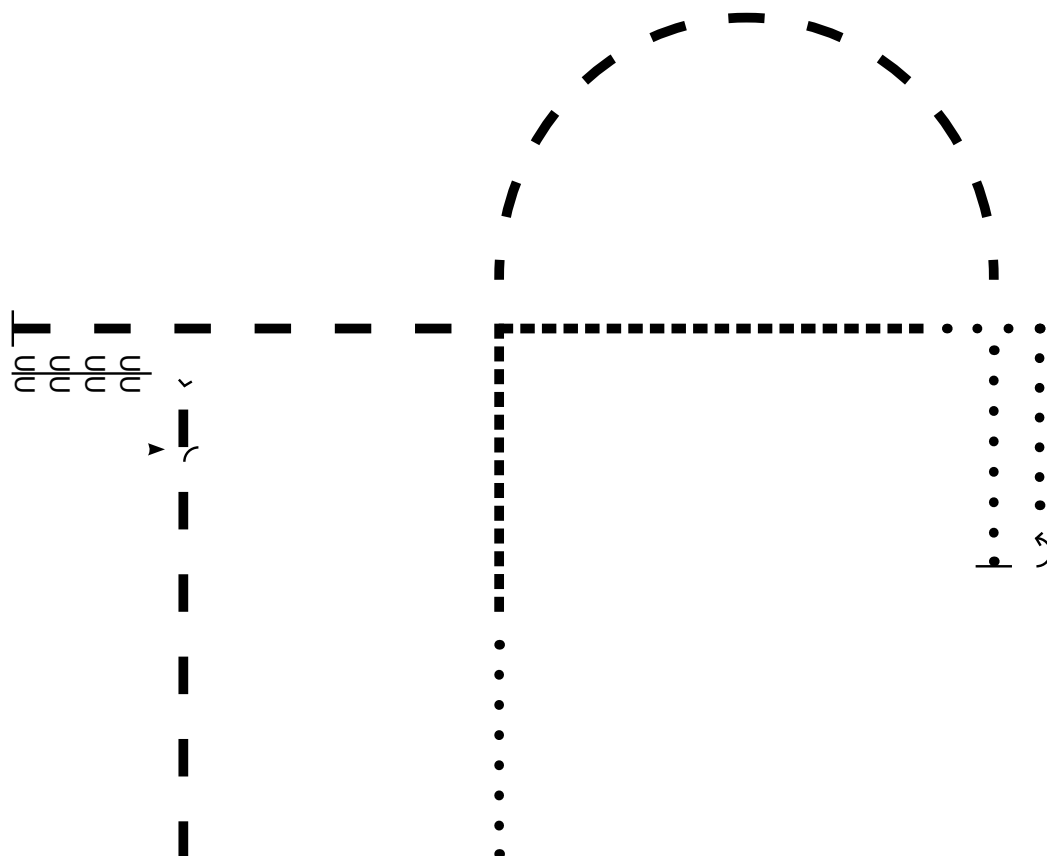
1. Enter at the walk for 2 horse lengths, jog up the center.
2. Extended jog in half circle.
3. Break to walk for 2 horse lengths.
4. Stop, 180° turn left.
5. Walk square corner left.
6. Jog halfway.
7. Extended jog across arena.
8. Stop, back and 90° turn left.
9. Jog to exit.

.....	Walk
.....	Jog
- - -	Extended Jog
————	Lope
=====	Extended Lope
///	Lead Change
← 3 3 3 3	Back
▲	Cone

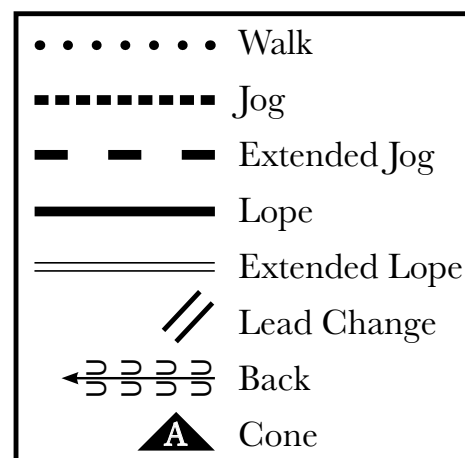


HORSEMANSHIP

Youth Futurity Project - 2-Year-Old Walk-Trot



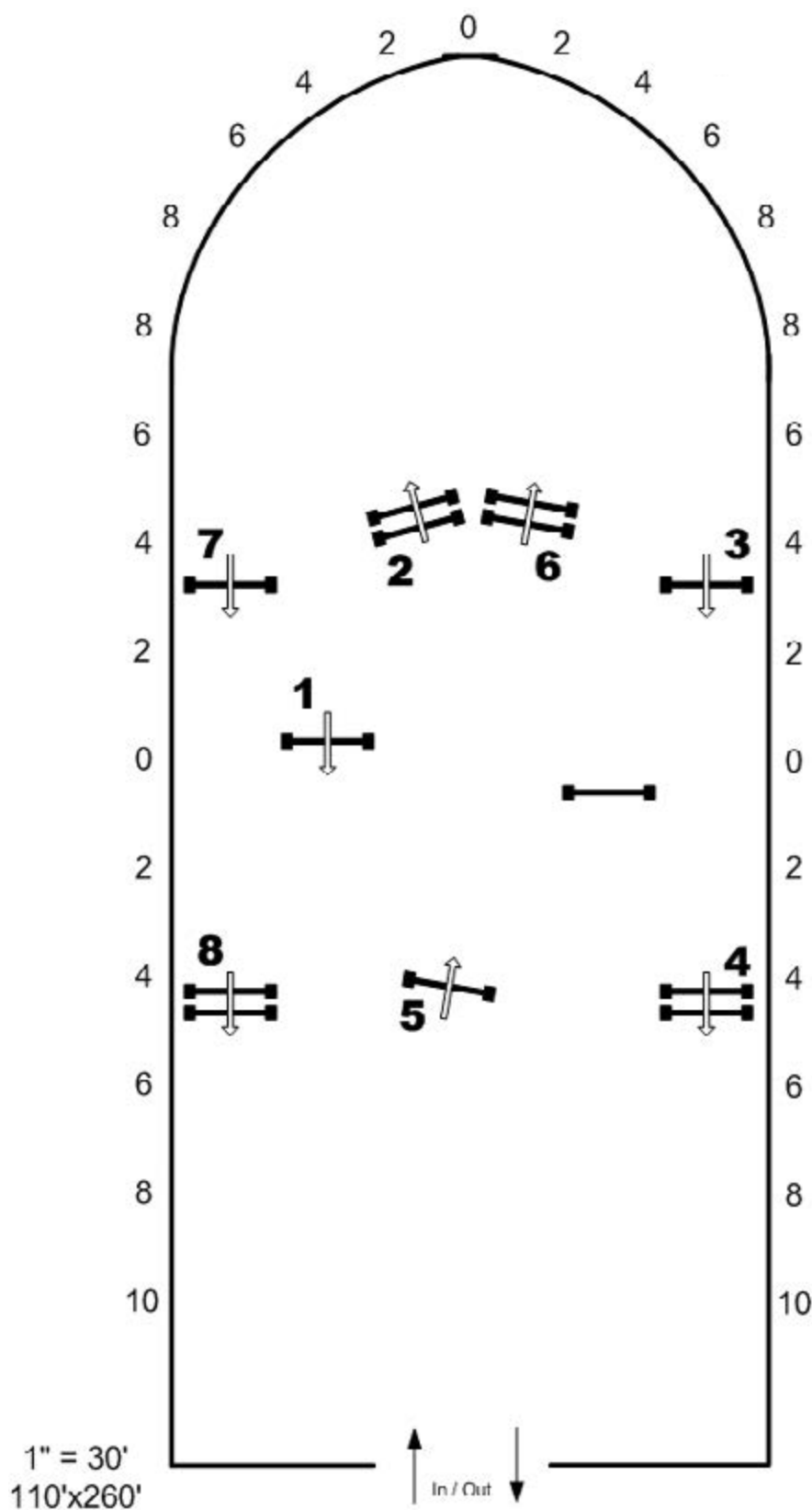
1. Enter at the walk for 2 horse lengths, jog up the center.
(Hunt seat riders: Enter at the walk for 2 horse lengths, sitting trot up the center.)
2. Extended jog in half circle. (Hunt seat riders: Extended trot on left diagonal in half circle.)
3. Break to walk for 2 horse lengths.
4. Stop, 180° turn left.
5. Walk square corner left.
6. Jog halfway. (Hunt seat riders: Trot halfway on right diagonal.)
7. Extended jog across arena (Hunt seat riders: Sitting extended trot across arena.).
8. Stop, back and 90 degree turn left.
9. Jog to exit. (Hunt seat riders: Trot on right diagonal to exit.)





WORKING HUNTER

Amateur, Youth



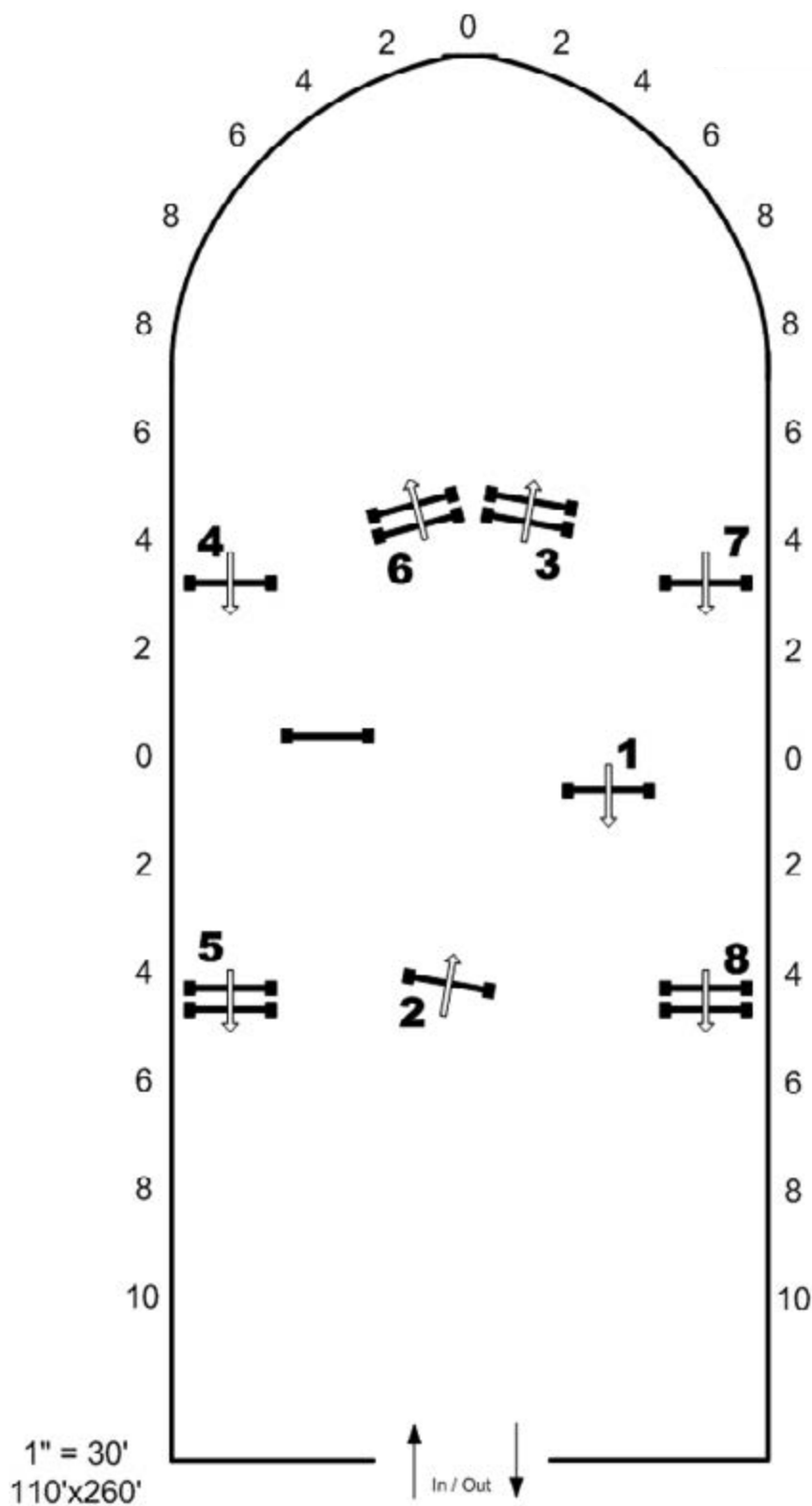
Fences 1-8





WORKING HUNTER

Preliminary, Open



BUCKLE UP!

^m
^
for
Intermediate Gratification



2023 APHA World Show
June 23–July 9, 2023
Will Rogers Memorial Center
Fort Worth, Texas

CHECK IT OUT!

Intermediate Champions and Reserve Champions take home their very own **Gist Silversmiths** trophy buckles!



Plus more special prizes for the Top Five Intermediate exhibitors in each eligible class!

CLASSES OFFERED IN:

OPEN | AMATEUR

AMATEUR WALK-TROT | YOUTH DIVISIONS

DOUBLE your buckle chances by entering in one or more of the 65 Intermediate Division class options!

Entry Fee:

Youth – \$50 per class;
Amateur/Open – \$75 per class

Entry Deadline:

Intermediate Division must be entered along with applicable entry fees by 5 p.m. the day before the class to be eligible for this special recognition.

No late fees

"The Intermediate division allowed me to enter a class knowing I could compete with others who had never won a world championship in that class. It made it less intimidating to show and compete at the World Show. It's an excellent division to draw varied competition to the World Show. The first year I showed I wasn't sure what to expect. The second year, I won the Intermediate division as well as the world championship—a dream come true!" –Lara Parker



Lara Parker & Zippin On A Scotch

Scan for
more info
& class list:



FOR MORE INFORMATION: [APHA.COM/WORLDSHOW/WS-FORMS](https://www.apha.com/worldshow/ws-forms)
APHA AMERICAN PAINT HORSE ASSOCIATION

APHA Corporate Partners



APHA World Show Sponsors

